



# Trojan Ethical Fund (Ireland)

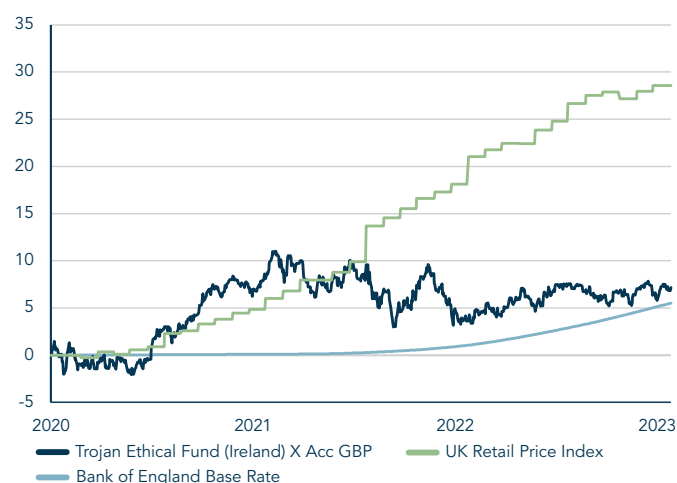
All data as at 31 October 2023

taml.co.uk

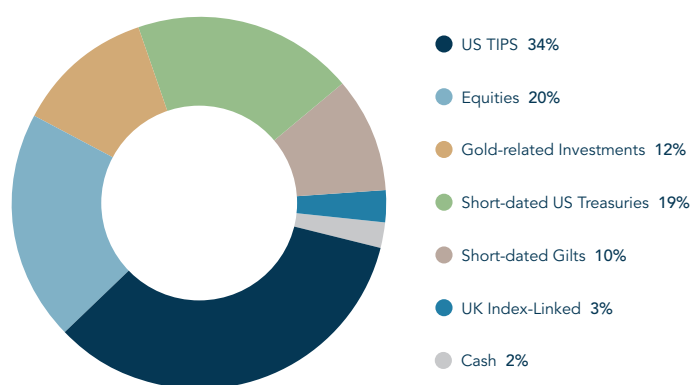
The investment objective of the Trojan Ethical Fund (Ireland) is to provide capital growth (net of fees), ahead of inflation (UK Retail Price Index), over the longer term (5 to 7 years). Its investment policy is to invest across a broad range of asset classes. Whilst asset allocation will vary, in general, the investment universe will comprise high-quality, developed market equities, developed market government bonds, gold related investments, cash and money market instruments (such as treasury bills). The portfolio will be constructed with input from both top-down analysis (looking at an economy as a whole) and bottom-up analysis (study of individual securities). The Fund will invest in accordance with the parameters of its Ethical Exclusion Criteria.

PRICES		FUND SIZE
1.0280 EUR X Acc	1.0241 EUR X Inc	£8m
1.0714 GBP X Acc	1.0690 GBP X Inc	
1.0688 SGD X Acc	1.0782 SGD X Inc	
1.0784 USD X Acc	1.0726 USD X Inc	

## PERCENTAGE GROWTH FROM 07/10/2020 TO 31/10/2023



## ASSET ALLOCATION



Source: Factset. Asset Allocation is subject to change.

Total Return to 31 October 2023	07/10/20 Since Launch	31/10/20 3 year	31/10/22 1 year	30/04/23 6 months
Trojan Ethical Fund (Ireland) (X Acc GBP)	+7.2%	+9.3%	+3.4%	-0.4%
UK Official Bank Base Rate	+5.5%	+5.5%	+4.4%	+2.5%
UK Retail Price Index	+28.6%	+28.6%	+6.2%	+1.5%

Discrete Calendar Annual Returns	2020*	2021	2022	2023 YTD
Trojan Ethical Fund (Ireland) (X Acc GBP)	-0.8%	+10.9%	-4.9%	+2.4%

\*from 7 October 2020

Source: Lipper

Past performance is not a guide to future performance.

## October Commentary

Your Fund (X Acc GBP) returned +0.5% during the month.

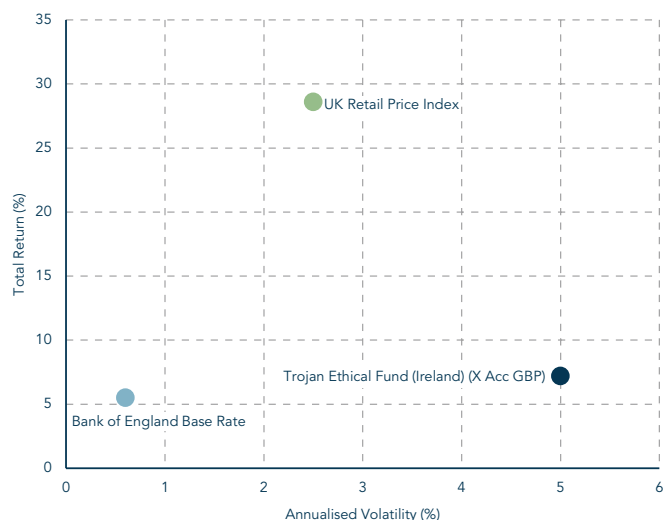
October is often a stormy month for markets and this one was no exception. The market's response to third quarter earnings announcements was skittish and febrile, with many dramatic share price falls when profits did not meet estimates. For us, this highlighted that recessionary forces are at last beginning to emerge. For much of this year, there has been talk of a 'soft landing'. The human brain is hardwired to extrapolate. To-date we have avoided a recession and the expectation is, having escaped it thus far, the soft landing is more probable. Yet recent signs in corporate earnings indicate the beginning of a slowdown. Peter Lynch, the great stock market investor, was recently interviewed about his thoughts on a recession, he said "We'll have one. Some time it'll happen and no one will tell you when it's going to happen. It's just ... You'll find out after the fact. All of a sudden, you'll notice orders slowing. Prices get more competitive. Then earnings

are down. I mean usually, you find out after the fact. No one declares – everybody isn't saying "We're going to have a recession for five years. It just doesn't happen."

We have been warning that interest rate increases work with a lag. The increase in the cost of capital has implications for the value of all assets, including real estate, credit and stock market valuations. Our concern is that we face the prospect of a double whammy - a fall in valuations ([price/earnings multiple contraction](#)) combined with declining earnings. A market repricing is underway – this will take time but, once complete, it will provide us with improved starting valuations and depressed earnings. This is the mirror image of two years ago, when the opposite was the case and meagre prospective returns were on offer. We are currently positioned defensively and are holding tight, waiting for this adjustment.



## RETURN VS VOLATILITY SINCE LAUNCH (07/10/2020)



Source: Lipper

## TOP 10 HOLDINGS (EXCLUDING GOVERNMENT BONDS)

Invesco Physical Gold	9.3%
Royal Mint Physical Gold	3.3%
Visa	2.9%
Microsoft	2.9%
Nestlé	2.7%
Unilever	2.2%
Alphabet	2.2%
Becton Dickinson	1.8%
Experian	1.2%
Procter & Gamble	1.1%
<b>Total Top 10</b>	<b>29.7%</b>
5 Other Equity Holdings	2.9%
US TIPS	33.7%
Short-dated US Treasuries	19.4%
Short-dated Gilts	9.6%
UK Index-Linked	3.1%
Cash	1.6%
<b>TOTAL</b>	<b>100.0%</b>

Source: Factset. Holdings subject to change.

## RISK ANALYSIS

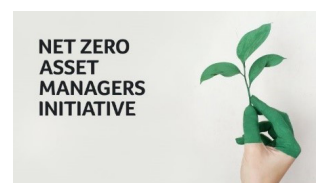
Risk analysis since launch (07/10/20)	Trojan Ethical Fund (Ireland) X Acc GBP
Total Return	+7.2%
Max Drawdown <sup>1</sup>	-7.2%
Best Month	+3.6%
Worst Month	-2.9%
Positive Months	+58.3%
Annualised Volatility <sup>2</sup>	+5.0%

<sup>1</sup> Measures the worst investment period

<sup>2</sup> Measured by standard deviation of annual returns

Source: Lipper **Past performance is not a guide to future performance**

## RESPONSIBLE INVESTMENT



## FUND INFORMATION

A copy of the latest Prospectus (in English) and the KIIDs / KIDs for each class (in English) upon which you should base your investment decision, is available from Link Fund Administrators (Ireland) Ltd, the Fund's Administrator and Registrar (Authorised and Regulated by the Central Bank of Ireland) on (+353) 1 400 5300.

<p><b>Structure</b> Sub-fund of Trojan Funds (Ireland) plc UCITS authorised by the Central Bank of Ireland</p> <hr/> <p><b>Investment Manager</b> Troy Asset Management Limited 33 Davies Street London W1K 4BP Tel: 020 7499 4030 Fax: 020 7491 2445 email: busdev@tam1.co.uk</p> <hr/> <p><b>Fund Manager</b> Charlotte Yonge</p> <hr/> <p><b>Currency</b> £ Sterling, \$ US Dollar*, *Hedged shareclass € Euro*, \$ SGD*</p> <hr/> <p><b>Launch Date</b> 7 October 2020</p> <hr/> <p><b>Administrator</b> Link Fund Administrators (Ireland) Limited Tel: (+353) 1 400 5300</p>	<p><b>Dividend Ex Dates</b> 1 August (interim), 1 February (final)</p> <hr/> <p><b>Dividend Pay Dates</b> 30 September (interim), 31 March (final)</p> <hr/> <p><b>Dividend Yield</b> ('X' Inc GBP shares) 0.25%</p> <hr/> <p><b>Benchmarks</b> For more information on the benchmarks used please refer to the 'use of benchmarks' section in the fund information sheet, available from our <a href="#">website</a></p> <hr/> <p><b>Registrar</b> Link Fund Administrators (Ireland) Limited</p> <hr/> <p><b>Auditor</b> Grant Thornton</p> <hr/> <p><b>Depository</b> The Bank of New York Mellon SA/NV, Dublin branch</p>	<p><b>Dealing</b> Daily at 11am UK Tel: (+353) 1 400 5300</p> <hr/> <p><b>Minimum Investment</b> £ Sterling, \$ US Dollar, € Euro, \$ SGD 1,000</p> <hr/> <p><b>Bloomberg</b> TROEXGA_ID (X Acc GBP), TROEXGL_ID (X Inc GBP)</p> <hr/> <p><b>ISINs</b> IE00BMC49P13 (GBP X Inc), IE00BMC49N98 (GBP X Acc) IE00BMC49T50 (USD X Inc), IE00BMC49S44 (USD X Acc) IE00BMC49M81 (EUR X Inc), IE00BMC49L74 (EUR X Acc) IE00BMC49R37 (SGD X Inc), IE00BMC49Q20 (SGD X Acc)</p> <hr/> <p><b>Ongoing Charges (capped)</b> 'X' shares: 1.00%</p>
--	---	---



## Important Information

Please refer to Troy's Glossary of Investment terms [here](#). Fund performance data provided is calculated net of fees with income reinvested unless stated otherwise. All performance and income data is in relation to the stated share class, performance of other share classes may differ. Past performance is not a guide to future performance. Overseas investments may be affected by movements in currency exchange rates. The value of an investment and any income from it may fall as well as rise and investors may get back less than they invested. The historic dividend yield reflects distributions declared over the past twelve months as a percentage of the fund's price, as at the date shown. The yield is not guaranteed and will fluctuate. It does not include any preliminary charge and investors may be subject to tax on their distributions. The UK Retail Prices Index (RPI) is a target benchmark for the fund as the Fund aims to achieve a return (the money made or lost on an investment) that is above the rate of inflation, reference to other benchmarks are for comparative purposes only. Tax legislation and the levels of relief from taxation can change at any time. Any change in the tax status of a Fund or in tax legislation could affect the value of the investments held by the Fund or its ability to provide returns to its investors. The tax treatment of an investment, and any dividends received, will depend on the individual circumstances of the investor and may be subject to change in the future. There is no guarantee that the objective of the investments will be met. The Fund may use currency forward derivatives for the purpose of efficient portfolio management. The UK RPI figures shown are a combination of the actual rate of RPI, as calculated by the Office of National Statistics, and estimates for the previous month. This is a marketing communication.

Neither the views nor the information contained within this document constitute investment advice or an offer to invest or to provide discretionary investment management services and should not be used as the basis of any investment decision. Any decision to invest should be based on information contained in the prospectus, the relevant key investor information document and the latest report and accounts. The investment policy and process of the Fund(s) may not be suitable for all investors. If you are in any doubt about whether the fund(s) is/ are suitable for you, please contact a professional adviser. References to specific securities are included for the purposes of illustration only and should not be construed as a recommendation to buy or sell these securities. Although Troy Asset Management Limited considers the information included in this document to be reliable, no warranty is given as to its accuracy or completeness. The opinions expressed are expressed at the date of this document and, whilst the opinions stated are honestly held, they are not guarantees and should not be relied upon and may be subject to change without notice. Third party data is provided without warranty or liability and may belong to a third party. In line with the Fund's prospectus, the Fund is authorised to invest in transferable securities and money market instruments issued or guaranteed by an EEA state, one or more local authorities, a third country, or a public international body to which one or more EEA states belong. The Investment Manager would only consider investing more than 35% of the Fund's assets in UK or US government issued transferable securities or approved money market instruments.

This document relates to one or more sub-funds of Trojan Funds (Ireland) plc (the "Funds"). Trojan Funds (Ireland) plc is authorised in Ireland by the Central Bank of Ireland and is a scheme recognised by the UK Financial Conduct Authority (FCA). Trojan Fund (Ireland) and Trojan Income Fund (Ireland) are registered for distribution in Austria (certain share classes only), Germany (certain share classes only), Ireland, Italy (for institutional investors only), Singapore (for institutional investors only), Spain (certain share classes only), Switzerland and the UK. Trojan Fund (Ireland) is also registered in Portugal (certain share classes only). Trojan Ethical Fund (Ireland) is registered for distribution in Ireland, Singapore (for institutional investors only), Spain (certain share classes only), Switzerland and the UK. Trojan Global Income Fund (Ireland) is registered for distribution in Ireland, Spain (certain share classes only), Switzerland and the UK. For further information on the relevant share classes please contact the Management company, Link Fund Administrators (Ireland) Limited. The Funds are not marketed in other jurisdictions except in reliance on relevant exemptions. Investors in Germany, Austria, Italy, Spain and Portugal may obtain a copy of the prospectus, relevant key investor document(s), memorandum and articles of association and financial statements in English (with the exception of the relevant key information document(s) which are also available in German, Austrian, Italian, Spanish and Portuguese) free of charge from [www.fundinfo.com](http://www.fundinfo.com) and/or the facilities agent. The Funds' facilities agent in Germany, Italy, Spain and Portugal is Zeidler Legal Process Outsourcing Ltd, South Point, Herbert House, Harmony Row, Dublin 2, Ireland. The Funds' facilities agent in Austria is Erste Bank der oesterreichischen Sparkassen AG, Am Belvedere 1, 1100 Vienna, Austria. Investors in Switzerland can obtain a copy of the prospectus, the key investor information documents or, as the case may be, the key information documents for Switzerland, the memorandum and articles of association, the latest annual and semi-annual report, and further information free of charge from the representative in Switzerland: Carnegie Fund Services S.A., 11, rue du Général-Dufour, CH-1204 Geneva, Switzerland, web: [www.carnegie-fund-services.ch](http://www.carnegie-fund-services.ch). The Swiss paying agent is: Banque Cantonale de Genève, 17, quai de l'Île, CH 1204 Geneva, Switzerland. The latest share prices can be found on [www.fundinfo.com](http://www.fundinfo.com). The offering of Shares has not been and will not be notified to the Belgian Financial Services and Markets Authority (Autoriteit voor Financiële Diensten en Markten/Autorité des Services et Marchés Financiers). The Shares may be offered in Belgium only to a maximum of 149 investors or to investors investing a minimum of €250,000 or to professional or institutional investors, in reliance on Article 5 of the Belgian Law of 3 August 2012. This document may be distributed in Belgium only to such investors for their personal use and exclusively for the purposes of information. Accordingly, this document may neither be used for any other purpose nor passed on to any other person in Belgium. The offer or invitation to subscribe for or purchase shares in Singapore is an exempt offer made only: (i) to "institutional investors" (as defined in the Securities and Futures Act, pursuant to Section 304 of the Securities and Futures Act, Chapter 289 of Singapore, as amended or modified (the "SFA"); (ii) to "relevant persons" (as defined in Section 305(5) of the SFA) pursuant to Section 305(1) of the SFA, and where applicable, the conditions specified in Regulation 3 of the Securities and Futures (Classes of Investors) Regulations 2018; (iii) to persons who meet the requirements of an offer made pursuant to Section 305(2) of the SFA; or (iv) pursuant to, and in accordance with the conditions of, any other applicable exemption provisions of the SFA. Link Fund Manager Solutions (Ireland) Limited, as UCITS Management Company, has the right to terminate the arrangements made for the marketing of the Funds in accordance with the UCITS Directive. A summary of investor rights, including information on access to collective mechanisms at EU level and national level, can be obtained from here in English.

All references to FTSE indices or data used in this presentation is © FTSE International Limited ("FTSE") 2023. 'FTSE®' is a trade mark of the London Stock Exchange Group companies and is used by FTSE under licence. This document relates to one or more sub-funds of Trojan Funds (Ireland) plc (the "Funds"). Issued by Troy Asset Management Limited (registered in England & Wales No. 3930846). Registered office: 33 Davies Street, London W1K 4BP. Authorised and regulated by the Financial Conduct Authority (FRN: 195764) and registered with the U.S. Securities and Exchange Commission ("SEC") as an Investment Adviser (CRD: 319174). Registration with the SEC does not imply a certain level of skill or training. Any fund described in this document is neither available nor offered in the USA or to U.S. Persons.

© Troy Asset Management Limited 2023