



Trojan Fund (Ireland)

Marketing Communication

All data as at 31 July 2025
taml.co.uk

The Fund seeks to achieve growth in capital, ahead of inflation (UK Retail Price Index), over the longer term (5 to 7 years). The Fund employs a long-term, long only approach and has the flexibility to invest across a broad range of asset classes, most commonly a combination of high-quality developed market equities, developed market government bonds, gold related investments and cash.

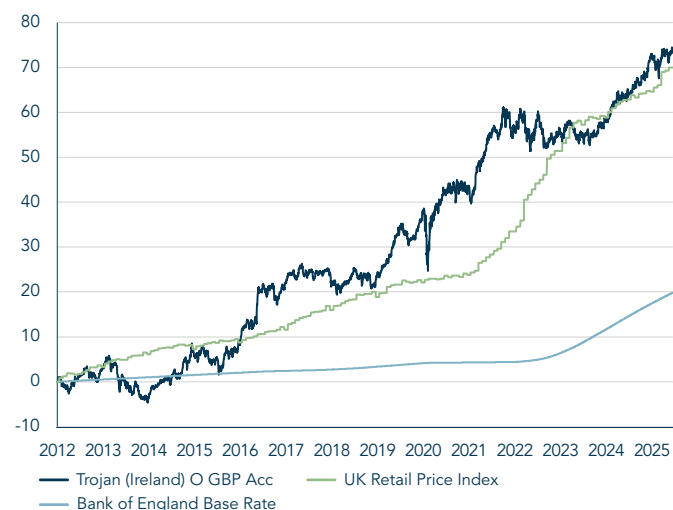
PRICES

1.7337 GBP O Acc	1.6793 GBP O Inc
1.7933 USD O Acc	1.7320 USD O Inc
1.4785 EUR O Acc	1.4310 EUR O Inc

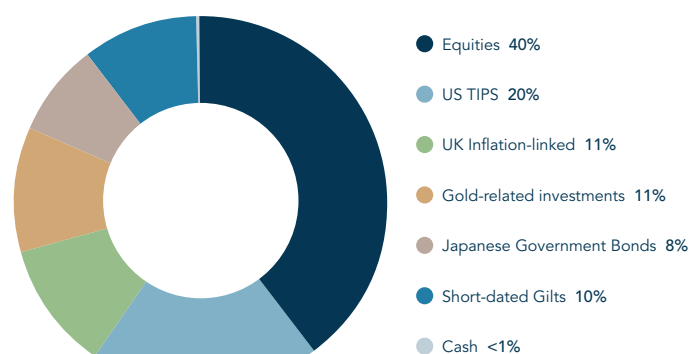
FUND SIZE

£566m

PERCENTAGE GROWTH 13/02/2012 TO 31/07/2025



ASSET ALLOCATION



Source: Factset, Asset Allocation subject to change.

Total Return to 31 July 2025	13/02/2012 Since launch	31/07/2015 10 years	31/07/2020 5 years	31/07/2022 3 years	31/07/2024 1 year	31/01/2025 6 months
Trojan Fund (Ireland) O Acc GBP	+73.4%	+65.5%	+22.3%	+10.3%	+5.8%	+0.5%
Trojan Fund (Ireland) O Acc EUR ¹	+47.9%	+44.0%	+13.4%	+4.5%	+3.7%	-0.6%
Trojan Fund (Ireland) O Acc USD ¹	+79.3%	+73.2%	+22.9%	+10.8%	+5.6%	+0.4%
Bank of England Base Rate	+19.8%	+17.8%	+15.0%	+14.3%	+4.7%	+2.2%
UK Retail Price Index	+70.0%	+56.4%	+37.5%	+17.9%	+4.4%	+3.3%

Discrete Calendar Annual Returns	2012	2013	2014	2015	2016	2017	2018	2019	2020	2021	2022	2023	2024	2025 YTD
Trojan Fund (Ireland) O Acc GBP	-0.1%	-3.5%	+8.2%	+2.9%	+11.8%	+3.9%	-3.0%	+10.3%	+7.2%	+11.8%	-3.9%	+2.5%	+6.5%	+3.2%
Trojan Fund (Ireland) O Acc EUR ¹	-0.6%	-4.0%	+7.8%	+2.1%	+10.2%	+2.6%	-4.3%	+8.7%	+6.2%	+10.9%	-5.6%	+0.8%	+4.8%	+2.0%
Trojan Fund (Ireland) O Acc USD ¹	+0.0%	-3.9%	+7.8%	+2.4%	+11.6%	+5.0%	-1.6%	+11.9%	+7.7%	+11.8%	-3.6%	+2.9%	+6.5%	+3.1%

Source: Lipper

Past performance is not a guide to future performance

¹ Hedged. Differences in interest rates may contribute to differences in performance between share classes.

NB: Prior to its conversion on 29 March 2019 the Fund was a feeder fund called the Trojan Feeder Fund (Ireland).

July Commentary

Your Fund (O Acc GBP) returned +0.9% during the month.

July saw a further raft of tariff-related headlines, several companies reporting quarterly earnings, and markets rising strongly. Amidst the noise and news flow (much of which has been robust), it is as yet unclear to what degree the world economy will be able to take tariffs in its stride. As of August 1st, according to the Yale Budget Lab, the effective tariff rate on US imports is 18.3%, up from 2.4% at the start of 2025. Meanwhile the S&P500 and MSCI World are up 7% and 10% respectively since the start of the year.

There are corners of the market which speak to animal spirits and excess ([levered](#) crypto SPACs* being one), but we continue to find value beneath the surface. Benjamin Graham once said, 'In the short run, the market is a voting machine but in the long run, it is a weighing machine.' We continue to look for those companies which we believe can continue to compound their earnings strongly over time, on share prices which reflect a pullback in their popularity that we

believe to be temporary.

On the last day of the month, we initiated a holding in London Stock Exchange Group (LSEG). This is a company that we have followed for over a decade, and in which our fully invested equity mandates have held shares since 2022. Since acquiring Refinitiv in 2021, LSEG's business has transformed from a company dominated by its exchange and clearing operations, to a business centred around the sale of data and analytics, where the majority of revenues are subscription-based. Owing to the lumpiness of some of its subscription sales, the company's share price [de-rated](#) to just over 20x earnings on the day of its results, even as it reported sales growth of 8.7% for H1. We think sales from the business's unmatched range of high-quality, deeply integrated financial data sets, from FTSE Russell Indices to tick-level trade data, will continue to grow and command pricing power for years to come.

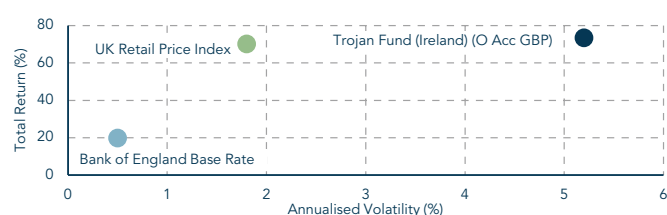
*Special Purpose Acquisition Company – a publicly traded shell company, created to raise capital via a merger or IPO (initial public offering).



CURRENCY EXPOSURE (NET)

Currency	
GBP	64%
Gold-related investments	11%
USD	9%
JPY	8%
EUR	6%
CHF	2%

RETURN VS VOLATILITY SINCE LAUNCH (13/02/2012)



Source: Lipper

RISK ANALYSIS

Risk analysis since launch (13/02/2012)	Trojan Fund (Ireland) O Acc GBP
Total Return	+73.4%
Max Drawdown ²	-10.1%
Best Month	+4.9%
Worst Month	-4.7%
Positive Months	+61.5%
Annualised Volatility ³	5.2%

² Measures the worst investment period

³ Measured by standard deviation of annual returns

Source: Lipper **Past performance is not a guide to future performance**

TOP 10 HOLDINGS (EXCLUDING GOVERNMENT BONDS)

iShares Physical Gold	5.9%
Invesco Physical Gold	5.2%
Unilever	4.8%
Alphabet	4.5%
Visa	3.5%
Diageo	3.1%
Microsoft	3.0%
Heineken	2.5%
Agilent Technologies	2.4%
VeriSign	2.3%
Total Top 10	37.1%
12 Other Equity holdings	13.0%
US TIPS	20.2%
UK Inflation-linked	11.0%
Short-dated Gilts	10.2%
Japanese Government Bonds	8.4%
Cash	0.1%
TOTAL	100.0%

Source: Factset, holdings subject to change.

FUND MANAGER AWARDS



RESPONSIBLE INVESTMENT



FUND INFORMATION

Investment decisions should be based on the Prospectus and the KIIDs / KIDs for the relevant share class. These documents are available from [Universal-Investment](#), the Fund's Management Company (Authorised and Regulated by the Central Bank of Ireland).

<p>Structure Sub-fund of Trojan Funds (Ireland) plc UCITS authorised by the Central Bank of Ireland</p> <hr/> <p>Investment Manager Troy Asset Management Limited 33 Davies Street London W1K 4BP Tel: +44 (0)20 7499 4030 Fax: +44 (0)20 7491 2445 email: busdev@tam.l.co.uk</p> <hr/> <p>Co-Manager Sebastian Lyon Co-Manager Charlotte Yonge</p> <hr/> <p>Currency £ Sterling, \$ US Dollar*, *Hedged shareclass € Euro*, \$ SGD*</p> <hr/> <p>Launch Date 13 February 2012</p> <hr/> <p>Management Company Universal-Investment Ireland Fund Management Limited</p>	<p>Dividend Ex Dates 1 August (interim), 1 February (final)</p> <hr/> <p>Dividend Pay Dates 30 September (interim) 31 March (final)</p> <hr/> <p>Historic Dividend Yield (‘O’ Inc shares) 1.49%</p> <hr/> <p>Benchmarks For more information on the benchmarks used please refer to the ‘use of benchmarks’ section in the fund information sheet, available from our website.</p> <hr/> <p>Transfer Agent CACEIS Ireland Limited</p> <hr/> <p>Auditor Grant Thornton</p> <hr/> <p>Depository The Bank of New York Mellon SA/NV, Dublin branch</p>	<p>Dealing Daily at 11am (UK) Tel: (+353) 1 400 5300</p> <hr/> <p>Bloomberg TROITOA_ID (O GBP Acc), TROITOL_ID (O GBP Inc)</p> <hr/> <p>ISINs IE00B6127M75 (GBP O Inc), IE00B757JT68 (GBP O Acc) IE00B6SBBX64 (USD O Inc), IE00B7483W12 (USD O Acc) IE00B54VKZ87 (EUR O Inc), IE00B6T42S66 (EUR O Acc) IE00BGM16B55 (SGD O Inc), IE00BGM16C62 (SGD O Acc)</p> <hr/> <p>Ongoing Charges ‘O’ (ordinary) shares: 1.13%</p>
--	---	---



Important Information

Please refer to Troy's Glossary of Investment terms [here](#). Fund performance data provided is calculated net of fees with income reinvested unless stated otherwise. All performance and income data is in relation to the stated share class, performance of other share classes may differ. Past performance is not a guide to future performance. Overseas investments may be affected by movements in currency exchange rates. The value of an investment and any income from it may fall as well as rise and investors may get back less than they invested. The historic dividend yield reflects distributions declared over the past twelve months as a percentage of the fund's price, as at the date shown. The yield is not guaranteed and will fluctuate. It does not include any preliminary charge and investors may be subject to tax on their distributions. The UK Retail Prices Index (RPI) is a target benchmark for the fund as the Fund aims to achieve a return (the money made or lost on an investment) that is above the rate of inflation, reference to other benchmarks are for comparative purposes only. Tax legislation and the levels of relief from taxation can change at any time. Any change in the tax status of a Fund or in tax legislation could affect the value of the investments held by the Fund or its ability to provide returns to its investors. The tax treatment of an investment, and any dividends received, will depend on the individual circumstances of the investor and may be subject to change in the future. There is no guarantee that the objective of the investments will be met. The Fund may use currency forward derivatives for the purpose of efficient portfolio management. The UK RPI figures shown are a combination of the actual rate of RPI, as calculated by the Office of National Statistics, and estimates for the previous month. This is a marketing communication. Information on the risks of an investment in the fund can be found in the Prospectus.

Neither the views nor the information contained within this document constitute investment advice or an offer to invest or to provide discretionary investment management services and should not be used as the basis of any investment decision. Any decision to invest should be based on information contained in the prospectus, the relevant key investor information document and the latest report and accounts. The investment policy and process of the Fund(s) may not be suitable for all investors. If you are in any doubt about whether the fund(s) is/ are suitable for you, please contact a professional adviser. References to specific securities are included for the purposes of illustration only and should not be construed as a recommendation to buy or sell these securities. Although Troy Asset Management Limited considers the information included in this document to be reliable, no warranty is given as to its accuracy or completeness. The opinions expressed are expressed at the date of this document and, whilst the opinions stated are honestly held, they are not guarantees and should not be relied upon and may be subject to change without notice. Third party data is provided without warranty or liability and may belong to a third party. In line with the Fund's prospectus, the Fund is authorised to invest in transferable securities and money market instruments issued or guaranteed by an EEA state, one or more local authorities, a third country, or a public international body to which one or more EEA states belong. The Investment Manager would only consider investing more than 35% of the Fund's assets in UK or US government issued transferable securities or approved money market instruments.

This document relates to one or more sub-funds of Trojan Funds (Ireland) plc (the "Funds"). Trojan Funds (Ireland) plc is authorised in Ireland by the Central Bank of Ireland and is a scheme recognised by the UK Financial Conduct Authority (FCA). Trojan Fund (Ireland) and Trojan Income Fund (Ireland) are registered for distribution in Austria (certain share classes only), Germany (certain share classes only), Ireland, Italy (for institutional investors only), Singapore (for institutional investors only), Spain (certain share classes only), Switzerland and the UK. Certain shares classes of the Trojan Fund (Ireland) are also registered in Belgium, France, Luxembourg, Netherlands and Portugal. Trojan Exclusions Fund (Ireland), Trojan Global Equity Fund and Trojan Global Income Fund (Ireland) are registered for distribution in Ireland, Belgium (certain share classes only), France (certain share classes only), Germany (certain share classes only), Luxembourg (certain share classes only), Netherlands (certain share classes only), Spain (certain share classes only), Singapore (for institutional investors only), Switzerland and the UK. Please note that the Funds are not available for public offering in Belgium. For further information on the relevant share classes please contact Universal-Investment Ireland Fund Management Limited. The Funds are not marketed in other jurisdictions except in reliance on relevant exemptions. Investors in Belgium, France, Germany, Austria, Luxembourg, Netherlands, Italy, Spain and Portugal may obtain a copy of the prospectus, relevant key investor document(s), memorandum and articles of association and financial statements in English (with the exception of the relevant key information document(s) which are also available in German, Dutch, French, Austrian, Italian, Spanish and Portuguese as applicable) free of charge from www.fundinfo.com and/or the facilities agent. The Funds' facilities agent in Belgium, France, Germany, Luxembourg, Netherlands, Italy, Spain and Portugal is Zeidler Legal Process Outsourcing Ltd, South Point, Herbert House, Harmony Row, Dublin 2, Ireland. The Funds' facilities agent in Austria is Erste Bank der österreichischen Sparkassen AG, Am Belvedere 1, 1100 Vienna, Austria. Investors in Switzerland can obtain a copy of the prospectus and the key information documents for Switzerland, the memorandum and articles of association, the latest annual and semi-annual reports, and further information free of charge from the representative. In Switzerland, the representative and the paying agent is REYL & Cie Ltd, Rue du Rhône 4, CH-1204 Geneva, web:www.reyl.com. The latest share prices can be found on www.fundinfo.com. The offer or invitation to subscribe for or purchase shares in Singapore is an exempt offer made only: (i) to "institutional investors" (as defined in the Securities and Futures Act, pursuant to Section 304 of the Securities and Futures Act, Chapter 289 of Singapore, as amended or modified (the "SFA")); (ii) to "relevant persons" (as defined in Section 305(5) of the SFA) pursuant to Section 305(1) of the SFA, and where applicable, the conditions specified in Regulation 3 of the Securities and Futures (Classes of Investors) Regulations 2018; (iii) to persons who meet the requirements of an offer made pursuant to Section 305(2) of the SFA; or (iv) pursuant to, and in accordance with the conditions of, any other applicable exemption provisions of the SFA. Universal-Investment Ireland Fund Management Limited, as UCITS Management Company, has the right to terminate the arrangements made for the marketing of the Funds in accordance with the UCITS Directive. A summary of investor rights, including information on access to collective mechanisms at EU level and national level, can be obtained from [here](#) in English. This Fund is not based in the UK and is not subject to UK sustainable investment labelling and disclosure requirements.

Issued by Troy Asset Management Limited (registered in England & Wales No. 3930846). Registered office: 33 Davies Street, London W1K 4BP. Authorised and regulated by the Financial Conduct Authority (FRN: 195764) and registered with the U.S. Securities and Exchange Commission ("SEC") as an Investment Adviser (CRD: 319174). Registration with the SEC does not imply a certain level of skill or training. Any fund described in this document is neither available nor offered in the USA or to U.S. Persons.

© Troy Asset Management Limited 2025