



Trojan Income Fund (Ireland)

All data as at 31 January 2021

www.taml.co.uk

The Fund seeks to provide income with the potential for capital growth in the medium (3 to 5 years) term. The investment policy is to invest at least 80% of its Net Asset Value in UK equities and equity related securities.

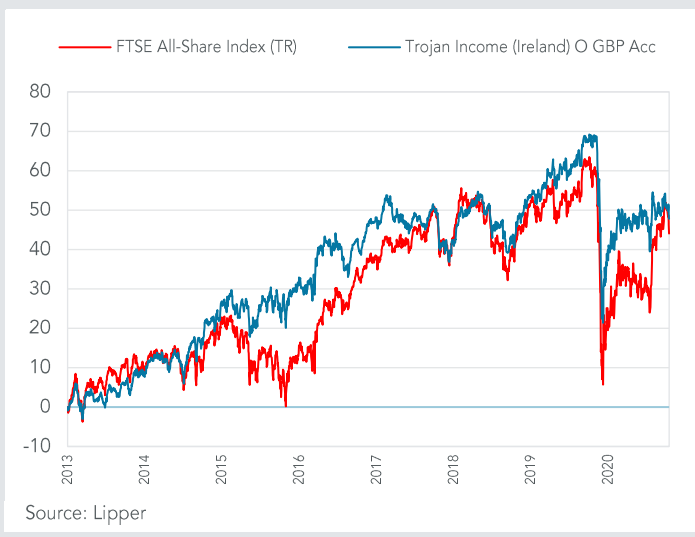
Prices

1.4780 GBP O Acc	1.1169 GBP O Inc
1.5372 USD O Acc	1.1649 USD O Inc
1.3845 EUR O Acc	1.0461 EUR O Inc
1.4267 SGD O Acc	1.1350 SGD O Inc

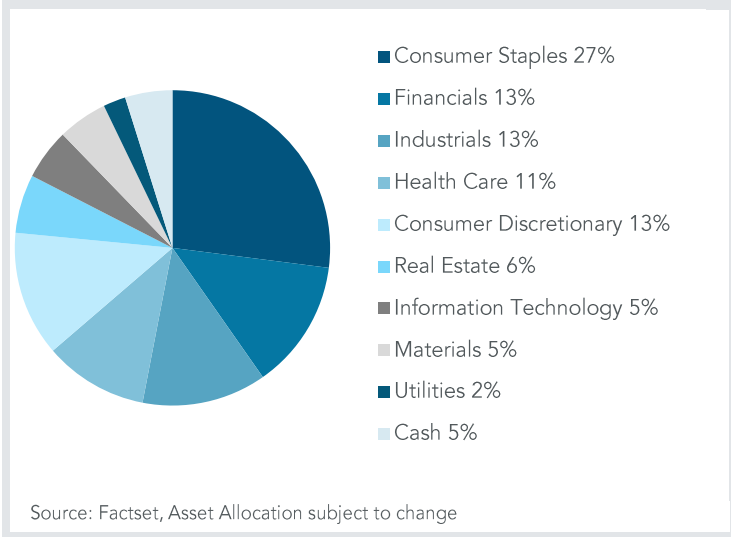
Fund Size

£220m
Historic Yield
3.4%

Percentage Growth 15/04/2013 to 31/01/2021



Asset Allocation



Total Return to 31 January 2021	15/04/2013 Since launch	31/01/16 5 years	31/01/18 3 years	31/01/20 1 year	31/07/20 6 months
Trojan Income Fund (Ireland) (O Acc GBP)	+47.8%	+15.8%	+0.0%	-10.9%	+1.9%
FTSE All-Share Index (TR)*	+44.0%	+31.5%	-1.6%	-7.5%	+12.5%

Discrete Calendar Annual Returns	2013	2014	2015	2016	2017	2018	2019	2020	2021 YTD
Trojan Income Fund (Ireland) (O Acc GBP)	+6.3%	+9.7%	+10.5%	+9.9%	+6.1%	-7.2%	+20.0%	-10.0%	-1.8%

Source: Lipper

+© FTSE International Limited 2021.

Past performance is not a guide to future performance

NB: Prior to its conversion on 29 March 2019 the Fund was a feeder fund called the Trojan Income Feeder Fund (Ireland).

January Commentary

The Fund produced a return of -1.8% during the month compared to a return of -0.8% for the FTSE All-Share Index (TR).

The start of the year was characterised by a strong sense of optimism. Vaccine data continued to provide hope that an end to the pandemic was in sight and the newly agreed trade deal between the UK and the EU supported a relief rally in domestic equities and sterling. On the other side of the Atlantic, order and due process finally prevailed, replacing the destabilising forces that had hitherto marred America's transition to a new President.

All of this supported a continuation of the 'risk-on' trends that had dominated the final months of 2020. During the first five trading days of the year, the FTSE All-Share rose over 5%, led by a slew of more cyclical and

indebted companies pricing in a reopening of the economy. At the same time, investors reduced positions in the more stable investments that had served them best through the pandemic. During such periods, the portfolio's performance can often appear pedestrian on a relative basis and the opening days of the 2021 were no exception.

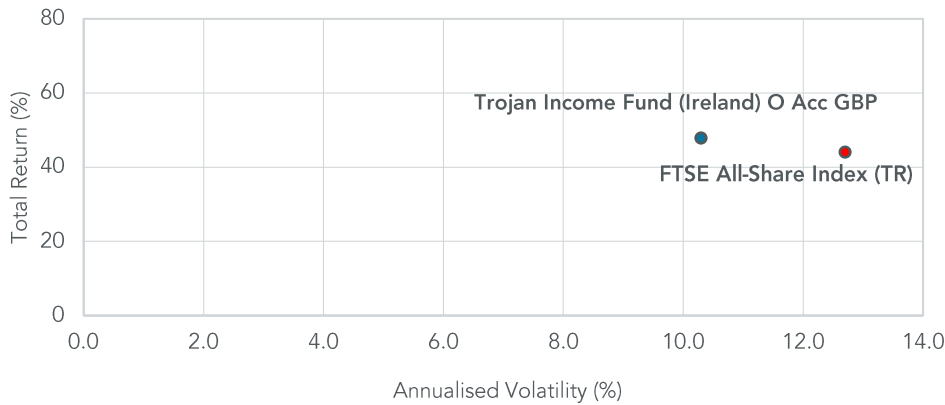
However, periods in which higher quality companies fall out of favour can provide opportunities to patient investors. Although Reckitt Benckiser delivered strong returns through the first half of 2020, the shares gave back these gains in the final quarter. This retrenchment reflected a wider market rotation rather than a fundamental deterioration in the underlying performance of the company. With a free cash flow yield*

once again closing on 5%, we chose to add to this top 10 portfolio holding in the expectation that it can continue to grow its dividend at an attractive rate for many years.

After such an aggressive rally, recent weeks have shown signs that exuberance may be giving way to more circumspect behaviour as it becomes apparent that the pandemic will be a constraint on the economy for some time yet. Whatever the prevailing conditions, we will continue to seek out the opportunities that arise from short-term mispricing to strengthen the long-term income and growth prospects of your portfolio.

*The FCF yield is the free cash flow generated by the company divided by its market value.

Return vs volatility since launch



Top 10 holdings

% Fund

Unilever	5.9
RELX	5.1
Reckitt Benckiser	5.1
Experian	4.8
Diageo	4.7
GlaxoSmithKline	4.1
AstraZeneca	4.0
British American Tobacco	3.7
Nestlé	3.6
Paychex	3.4
Total Top 10	44.4
27 other holdings	50.7
Cash & Equivalent	4.9
TOTAL	100.0

Risk analysis since launch (15/04/2013)	Trojan Income Fund (Ireland) O Acc GBP	FTSE All-Share Index (TR)
Total Return	+47.8%	+44.0%
Max Drawdown ¹	-28.2%	-35.3%
Best Month	+6.8%	+12.7%
Worst Month	-10.9%	-15.1%
Positive Months	+55.9%	+57.0%
Annualised Volatility ²	+10.3%	+12.7%

© FTSE International Limited 2021

Source: Lipper ¹ Measures the worst investment period ² Measured by standard deviation of annual returns.

Source: Factset. Holdings subject to change

Fund information

A copy of the latest Prospectus (in English) and the KIIDs for each class (in English and German) upon which you should base your investment decision, is available from Link Fund Administrators (Ireland) Ltd, the Fund's Administrator and Registrar (Authorised and Regulated by the Central Bank of Ireland) on (+353) 1 400 5300.

Structure Sub-fund of Trojan Funds (Ireland) plc UCITS authorised by the Central Bank of Ireland	Ongoing Charges 'O' (ordinary) shares: 1.15%	Dealing Daily at 11am (UK) Tel: (+353) 1 400 5300
Investment Manager Troy Asset Management Limited 33 Davies Street London W1K 4BP Tel: +44 (0)20 7499 4030 Fax: +44 (0)20 7491 2445 email: info@taml.co.uk	Dividend Ex Dates 1 August (interim), 1 February (final)	Registrar Link Fund Administrators (Ireland) Limited
Co-managers Francis Brooke Blake Hutchins Hugo Ure	Dividend Pay Dates 30 September (interim), 31 March (final)	Auditor Ernst & Young LLP
Currencies £ Sterling, \$ US Dollar*, *Hedged share class € Euro*, \$ SGD*	Fund Yield Historic ('O' Inc GBP share) Yield: 3.37%	Depository The Bank of New York Mellon SA/NV, Dublin branch
Fund Launch Date 15 April 2013	Administrator Link Fund Administrators (Ireland) Limited 2 Grand Canal Square Grand Canal Harbour Dublin 2, Ireland Tel: (+353) 1 400 5300	Bloomberg TJIFOGI_ID (GBP O Inc), TJIFOGA_ID (GBP O Acc)
Benchmarks For more information on the benchmarks used please refer to the 'use of benchmarks' section in the fund information sheet, available from our website	Minimum Investment £ Sterling, \$ US Dollar, € Euro, \$ SGD 250,000 (An initial charge of 5% applies, which may be waived)	ISIN IE00B943NN14 (GBP O Inc), IE00B8255S12 (GBP O Acc) IE00B96BR644 (USD O Inc), IE00B95WTH31 (USD O Acc) IE00B947ZW64 (EUR O Inc), IE00B96MWN96 (EUR O Acc) IE00BGM16D79 (SGD O Inc), IE00BGM16F93 (SGD O Acc)

Fund performance data provided is calculated net of fees unless stated otherwise. Past performance is not a guide to future performance. All references to benchmarks are for comparative purposes only. Overseas investments may be affected by movements in currency exchange rates. Investments in mid and smaller cap companies are higher risk than investments in larger companies. The value of an investment and any income from it may fall as well as rise and investors may get back less than they invested. The historic yield reflects distributions declared over the past twelve months as a percentage of the fund's price, as at the date shown. It does not include any preliminary charge and investors may be subject to tax on their distributions. The yield is not guaranteed and will fluctuate. The fund may use currency forward derivatives for the purpose of efficient portfolio management. Neither the views nor the information contained within this document constitute investment advice or an offer to invest or to provide discretionary investment management services and should not be used as the basis of any investment decision. Any decision to invest should be based on information contained in the prospectus, the relevant key investor information document and the latest report and accounts. The investment policy and process of the fund(s) may not be suitable for all investors. If you are in any doubt about whether the fund(s) is/are suitable for you, please contact a professional adviser. References to specific securities are included for the purposes of illustration only and should not be construed as a recommendation to buy or sell these securities.

Although Troy Asset Management Limited considers the information included in this document to be reliable, no warranty is given as to its accuracy or completeness. The opinions expressed are expressed at the date of this document and, whilst the opinions stated are honestly held, they are not guarantees and should not be relied upon and may be subject to change without notice. Third party data is provided without warranty or liability and may belong to a third party.

Investors in Austria, Germany and Spain may obtain a copy of the prospectus, relevant key investor information document(s), memorandum and articles of association and financial statements in English (with the exception of the KIID(s) which are also available in German and Spanish) free of charge from www.fundinfo.com and/or the respective information agent. The Funds' information agent in Germany is Zeidler Legal Services, Bettinastraße 48, 60325, Frankfurt, Germany. The Funds' information agent in Austria is Erste Bank, Graben 21, 1010 Wien, Österreich. This document may be made available only to professional investors in Germany, Austria or Spain and should not be passed to anyone in these countries other than a professional investor.

Investors in Switzerland can obtain a copy of the prospectus, the key investor information document(s) (edition for Switzerland), the memorandum and articles of association, the latest annual and semi-annual report, and further information free of charge from the representative in Switzerland: Carnegie Fund Services S.A., 11, rue du Général-Dufour, CH-1204 Geneva, Switzerland, web: www.carnegie-fund-services.ch. The Swiss paying agent is: Banque Cantonale de Genève, 17, quai de l'Île, CH-1204 Geneva, Switzerland. The latest share prices can be found on www.fundinfo.com. In respect of Shares distributed in Switzerland the place of jurisdiction is at the registered office of the representative in Switzerland.

The offering of Shares has not been and will not be notified to the Belgian Financial Services and Markets Authority (Autoriteit voor Financiële Diensten en Markten/Autorité des Services et Marchés Financiers). The Shares may be offered in Belgium only to a maximum of 149 investors or to investors investing a minimum of €250,000 or to professional or institutional investors, in reliance on Article 5 of the Belgian Law of 3 August 2012. This document may be distributed in Belgium only to such investors for their personal use and exclusively for the purposes of information. Accordingly, this document may neither be used for any other purpose nor passed on to any other person in Belgium.

The Fund is registered for distribution in Italy for professional investors only.

The offer or invitation to subscribe for or purchase shares in Singapore is an exempt offer made only: (i) to "institutional investors" (as defined in the Securities and Futures Act, pursuant to Section 304 of the Securities and Futures Act, Chapter 289 of Singapore, as amended or modified (the "SFA"); (ii) to "relevant persons" (as defined in Section 305(5) of the SFA) pursuant to Section 305(1) of the SFA, and where applicable, the conditions specified in Regulation 3 of the Securities and Futures (Classes of Investors) Regulations 2018; (iii) to persons who meet the requirements of an offer made pursuant to Section 305(2) of the SFA; or (iv) pursuant to, and in accordance with the conditions of, any other applicable exemption provisions of the SFA.

All reference to FTSE indices or data used in this presentation is © FTSE International Limited ("FTSE") 2021. 'FTSE ®' is a trademark of the London Stock Exchange Group companies and is used by FTSE under licence.

Issued by Troy Asset Management Limited, 33 Davies Street, London W1K 4BP (registered in England & Wales No. 3930846). Registered office: Hill House, 1 Little New Street, London EC4A 3TR. Authorised and regulated by the Financial Conduct Authority (FRN: 195764).