



Trojan Global Income Fund

All data as at 31 October 2020

www.taml.co.uk

The investment objective of the Trojan Global Income Fund is to seek to achieve income with the potential for capital growth in the medium term (3 to 5 years). The Fund's investment policy is to invest at least 80% of its assets globally in equities and equity-related securities. It may also invest in government and public securities (such as sovereign debt and treasury bills), corporate bonds, real estate (via REITs), private equity, cash, cash equivalents (including money-market instruments) and deposits. Any comparisons against indices are for illustrative purposes only.

Prices

125.44p

'O' accumulation shares

111.98p

'O' income shares

Historic

Dividend Yield

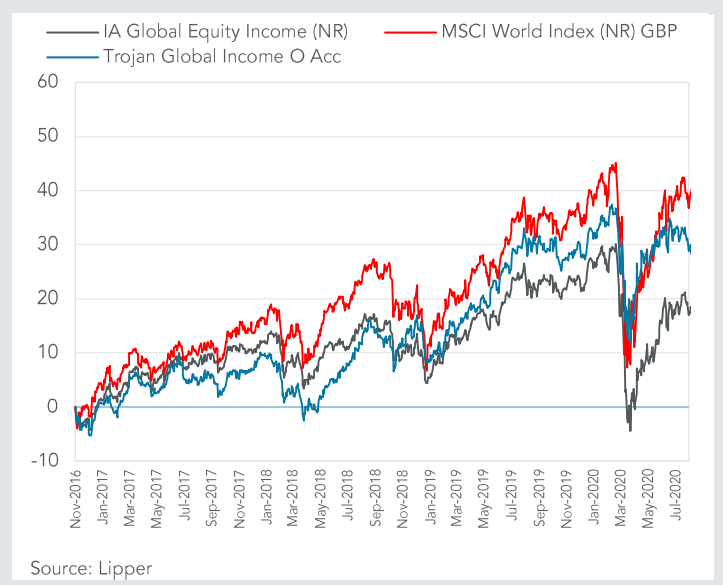
3.2%

'O' income shares

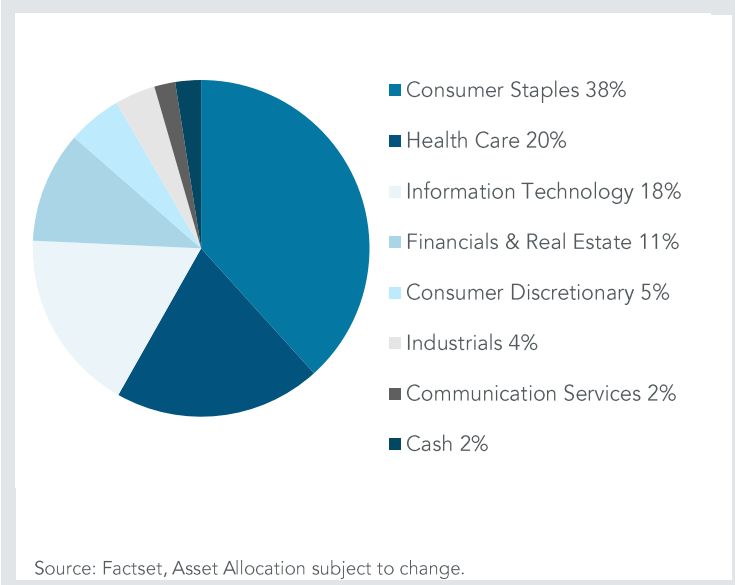
Fund Size

£411m

Percentage Growth from 01/11/2016 to 31/10/2020



Asset Allocation



| Total Return to 31 October 2020 | 01/11/2016 Since launch | 31/10/2017 3 years | 31/10/2019 1 year | 30/04/2020 6 months |
|---------------------------------|----------------------------|-----------------------|----------------------|------------------------|
| Trojan Global Income Fund O Acc | +25.7% | +19.0% | -1.5% | -2.5% |
| IA Global Equity Income (NR) | +15.6% | +4.8% | -5.0% | +3.6% |
| MSCI World Index (NR) GBP | +38.6% | +22.2% | +4.4% | +9.8% |

| Discrete Calendar Annual Returns | 2017 | 2018 | 2019 | 2020 YTD |
|----------------------------------|-------|-------|--------|----------|
| Trojan Global Income Fund | +8.7% | -1.0% | +21.0% | -4.1% |

Past performance is not a guide to future performance

Source: Lipper

October Commentary

Your Fund returned -5.6% during the month compared to -3.1% for the MSCI World Index (NR) GBP.

While the world expends much mental energy, and even more ink, on the result of the US election, we have been focussed on the recent results of our portfolio companies, which, in the long run, are likely to be much more impactful on returns than politics. These have generally been satisfactory with some notable positive surprises. One example is Clorox.

Clorox is a consumer staples company that finds itself in an enviable position in this COVID impacted world. Led by a new CEO, Linda Rendle, it has dominant positions in a

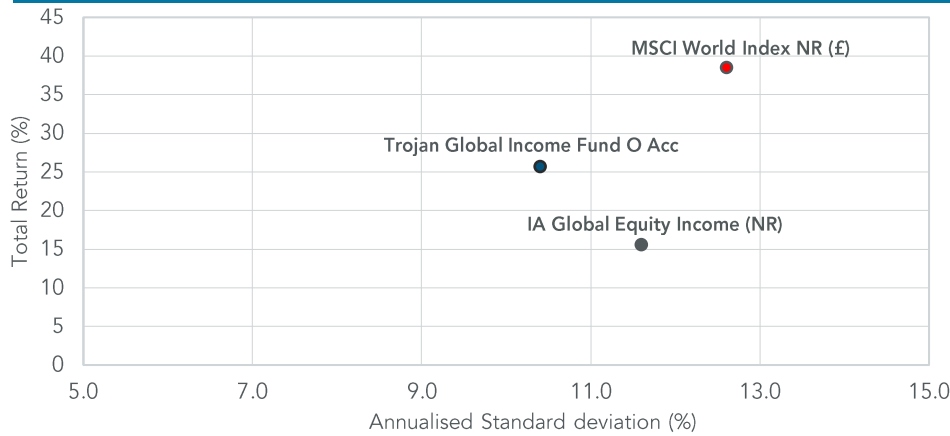
number of niche areas which are currently much in demand. Most obviously the eponymous bleach but also other eclectic categories. These include charcoal (more year-round "grilling" in the garden), salad dressing (more in-home cooking), trash bags (more domestic waste) and even cat litter (more seeking comfort from pets) which are all benefitting from changing consumer behaviour.

Windfall profits are enabling the company to ramp up spending on manufacturing and the supply chain to meet this demand (which, as yet, they are not able to do) as well as marketing, to embed changed consumer habits and preferences on an enduring basis.

The result was an increase in revenues of 27% in the quarter to end of September as well as a 4% expansion in the gross margin to 48%. Net profits doubled. Although this bonanza will not be permanent, the company did raise full-year revenue guidance to 5-9% which, to us, looks conservative. Clorox is cleaning up (sorry).

The Fund went ex-dividend at the end of September and a dividend of 0.92p is expected to be paid at the end of the year. This takes the income paid by the Fund year-to-date to 3.6p, representing a 6.6% increase on the previous year. At a time of widespread dividend cuts and illness-induced uncertainty, the income account remains healthy.

Return vs volatility since launch (01/11/2016)



| Risk analysis since launch (01/11/2016) | Trojan Global Income O Acc | IA Global Equity Income (NR) | MSCI World Index NR (£) |
|---|----------------------------|------------------------------|-------------------------|
| Total Return | +25.7% | +15.6% | +38.6% |
| Max Drawdown ¹ | -18.7% | -26.6% | -26.1% |
| Best Month | +6.8% | +8.0% | +9.0% |
| Worst Month | -6.5% | -11.5% | -10.6% |
| Positive Months | +66.0% | +61.7% | +66.0% |
| Annualised Volatility ² | +10.4% | +11.6% | +12.6% |

Source: Lipper ¹ Measures the worst investment period ² Measured by standard deviation of annual returns

| Top 10 holdings | % Fund |
|--------------------------|--------|
| British American Tobacco | 5.8 |
| Unilever | 5.6 |
| Roche Holding | 4.8 |
| PepsiCo | 4.5 |
| Reckitt Benckiser | 4.5 |
| Philip Morris | 4.5 |
| Paychex | 4.4 |
| Novartis | 4.1 |
| Medtronic | 4.0 |
| ADP | 3.8 |
| Total Top 10 | 46.0 |
| 23 other holdings | 51.5 |
| Cash & Equivalent | 2.5 |
| TOTAL | 100.0 |

Source: Factset, holdings subject to change.

Fund Ratings



Fund information

A copy of the latest Prospectus and the KIID for each class (in English) upon which you should base your investment decision is available from Link Fund Solutions Ltd, the Fund's Authorised Corporate Director and Link Fund Administrators Ltd (authorised and regulated by the Financial Conduct Authority) on 0345 608 0950.

| | | |
|--|--|--|
| Structure Sub-fund of Trojan Investment Funds UCITS | Ongoing Charges 'O' (ordinary) shares: 0.93% 'S' (charity) shares: 0.83% | Dealing Daily at noon Tel: 0345 608 0950 |
| Investment Manager Troy Asset Management Limited 33 Davies Street London W1K 4BP Tel: 020 7499 4030 Fax: 020 7491 2445 email: busdev@taml.co.uk | Dividend Ex Dates 1 May, 1 August, 1 November, 1 February (final) | Registrar Link Fund Administrators Limited |
| Fund Manager James Harries Assistant Fund Manager Tomasz Boniek | Dividend Pay Dates 30 June, 30 September, 31 December, 31 March (final) | Auditor Ernst & Young LLP |
| Currency £ Sterling | Historic Dividend Yield (O Inc) 3.22% | Depository The Bank of New York Mellon (International) Limited |
| Launch Date 01 November 2016 | Authorised Corporate Director Link Fund Solutions Limited Tel: 0345 300 2110 | Bloomberg TGIFOAC_LN (O Acc), TGIFOIN_LN (O Inc) |
| | ISINs GB00BD82KQ40 (O Inc), GB00BD82KP33 (O Acc) GB00BD82KV92 (S Inc), GB00BD82KT70 (S Acc) | SEDOL BD82KP3 (O Acc), BD82KQ4 (O Inc) |
| | Benchmarks For more information on the benchmarks used please refer to the 'use of benchmarks' section in the fund information sheet, available from our | Pricing "O" share class prices published daily in the FT |

Important Information:

Fund performance data provided is calculated net of fees unless stated otherwise. Past performance is not a guide to future performance. Overseas investments may be affected by movements in currency exchange rates. The value of an investment and any income from it may fall as well as rise and investors may get back less than they invested. The historic yield reflects distributions declared over the past twelve months as a percentage of the fund's price, as at the date shown. It does not include any preliminary charge and investors may be subject to tax on their distributions. The yield is not guaranteed and will fluctuate. Neither the views nor the information contained within this document constitute investment advice or an offer to invest or to provide discretionary investment management services and should not be used as the basis of any investment decision. Any decision to invest should be based on information contained in the prospectus, the relevant key investor information document and the latest report and accounts. The investment policy and process of the fund(s) may not be suitable for all investors. If you are in any doubt about whether the fund(s) is/are suitable for you, please contact a professional adviser. References to specific securities are included for the purposes of illustration only and should not be construed as a recommendation to buy or sell these securities. Although Troy Asset Management Limited considers the information included in this document to be reliable, no warranty is given as to its accuracy or completeness. The opinions expressed are expressed at the date of this document and, whilst the opinions stated are honestly held, they are not guarantees and should not be relied upon and may be subject to change without notice. Third party data is provided without warranty or liability and may belong to a third party. Morningstar logo (© 2020 Morningstar, Inc. All rights reserved.) contained herein: (1) is proprietary to Morningstar and/or its content providers; (2) may not be copied or distributed; and (3) is not warranted to be accurate, complete or timely. Neither Morningstar nor its content providers are responsible for any damages or losses arising from any use of this information. The fund(s) is/are registered for distribution to the public in the UK and Ireland but not in any other jurisdiction. The distribution of shares of Trojan Investment Fund ("Shares") in Switzerland is made exclusively to, and directed at, qualified investors ("Qualified Investors"), as defined in the Swiss Collective Investment Schemes Act of 23 June 2006, as amended, and its implementing ordinance. Qualified Investors can obtain the prospectus, the key investor information document(s) (edition for Switzerland), the instrument of incorporation, the latest annual and semi-annual report, and further information free of charge from the representative in Switzerland: Carnegie Fund Services S.A., 11, rue du Général-Dufour, CH-1204 Geneva, Switzerland, web: www.carnegie-fund-services.ch. The Swiss paying agent is: Banque Cantonale de Genève, 17, quai de l'Île, CH-1204 Geneva, Switzerland. The offer or invitation to subscribe for or purchase shares in Singapore is an exempt offer made only: (i) to "institutional investors" (as defined in the Securities and Futures Act, pursuant to Section 304 of the Securities and Futures Act, Chapter 289 of Singapore, as amended or modified (the "SFA")); (ii) to "relevant persons" (as defined in Section 305(5) of the SFA) pursuant to Section 305(1) of the SFA, and where applicable, the conditions specified in Regulation 3 of the Securities and Futures (Classes of Investors) Regulations 2018; (iii) to persons who meet the requirements of an offer made pursuant to Section 305(2) of the SFA; or (iv) pursuant to, and in accordance with the conditions of, any other applicable exemption provisions of the SFA. Issued by Troy Asset Management Limited, 33 Davies Street, London W1K 4BP (registered in England & Wales No. 3930846). Registered office: Hill House, 1 Little New Street, London EC4A 3TR. Authorised and regulated by the Financial Conduct Authority (FRN: 195764). Copyright Troy Asset Management Ltd 2020