



Trojan Global Income Fund

All data as at 31 July 2020

www.taml.co.uk

The investment objective of the Trojan Global Income Fund is to seek to achieve income with the potential for capital growth in the medium term (3 to 5 years). The Fund's investment policy is to invest at least 80% of its assets globally in equities and equity-related securities. It may also invest in government and public securities (such as sovereign debt and treasury bills), corporate bonds, real estate (via REITs), private equity, cash, cash equivalents (including money-market instruments) and deposits. Any comparisons against indices are for illustrative purposes only.

Prices

128.50p

'O' accumulation shares

115.56p

'O' income shares

Historic

Dividend Yield

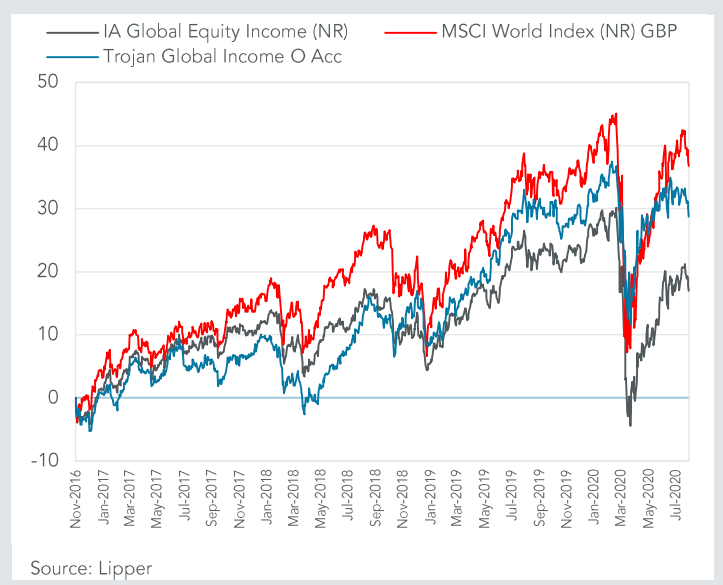
3.1%

'O' income shares

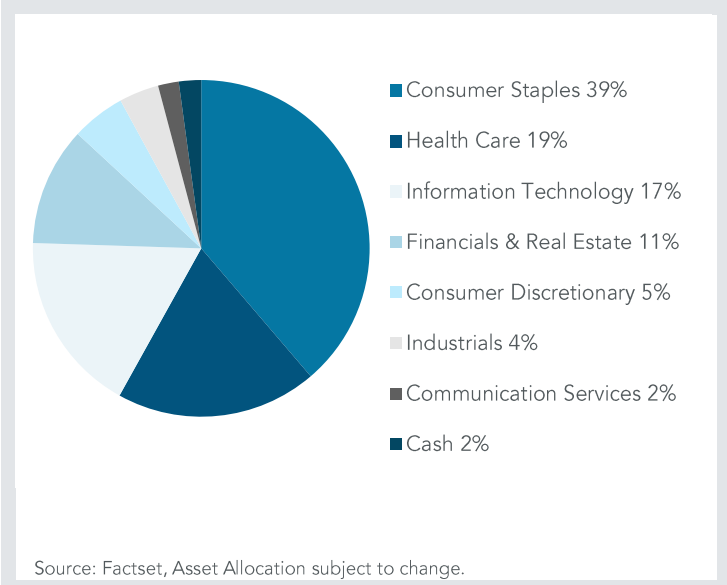
Fund Size

£300m

Percentage Growth from 01/11/2016 to 31/07/2020



Asset Allocation



Total Return to 31 July 2020	01/11/2016 Since launch	31/07/2017 3 years	31/07/2019 1 year	31/01/2020 6 months
Trojan Global Income Fund O Acc	+28.8%	+23.2%	-2.5%	-3.9%
IA Global Equity Income (NR)	+17.0%	+8.6%	-7.1%	-6.7%
MSCI World Index (NR) GBP	+36.8%	+24.9%	+0.0%	-0.2%

Discrete Calendar Annual Returns	2017	2018	2019	2020 YTD
Trojan Global Income Fund	+8.7%	-1.0%	+21.0%	-1.8%

Past performance is not a guide to future performance

Source: Lipper

July Commentary

Your Fund returned -3.1% during the month compared to -1.4% for the MSCI World Index (NR) GBP. The reporting season has begun. Generally results have been very satisfactory, reflecting the divergence between those companies that have been beneficiaries of the COVID-driven economic malaise and the rest.

Of particular note have been the positive updates from our consumer staples portfolio. Examples include Reckitt Benckiser, who makes products that both alleviate flu-like symptoms as well as clean one's house, Procter and Gamble, who noted increased demand for dishwasher tablets as people eat

more at home and Nestlé, who saw particular strength in the sale of both coffee and pet food, driven by greater domesticity and perhaps increased emotional support from pets. Unilever also posted notably strong numbers across the board. Finally, we saw solid results from British American Tobacco, particularly in the core US combustible market - which has been a greater part of the business since the ill-timed purchase of the rump of Reynolds American in 2016.

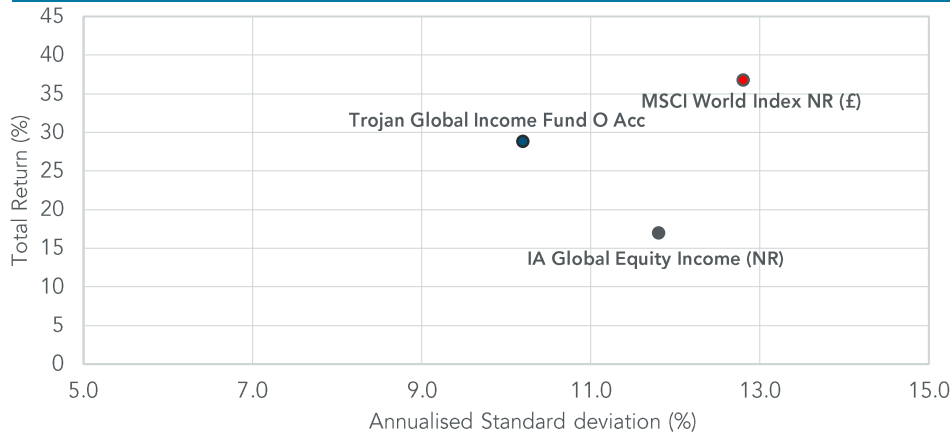
Some themes are identifiable. Amid the uncertainty, consumers are drawn to familiar and trustworthy brands. Pricing has been robust, reflecting the

heightened need for these products. The benefits of scale and diversification in both manufacturing and distribution have been apparent, allowing supply chains to be ramped up and routes to market reordered in terms of importance.

Such resilience and flexibility are important attributes in today's disrupted world. Consumer staples remain a core part of our portfolio.

We continue to plough our long-term, low-turnover, quality-focused furrow. Thus we can view the underlying turmoil with a degree of equanimity even as the backdrop remains unusually opaque.

Return vs volatility since launch (01/11/2016)



Risk analysis since launch (01/11/2016)	Trojan Global Income O Acc	IA Global Equity Income (NR)	MSCI World Index NR (£)
Total Return	+28.8%	+17.0%	+36.8%
Max Drawdown ¹	-18.7%	-26.6%	-26.1%
Best Month	+6.8%	+8.0%	+9.0%
Worst Month	-6.5%	-11.5%	-10.6%
Positive Months	+65.9%	+61.4%	+68.2%
Annualised Volatility ²	+10.2%	+11.8%	+12.8%

Source: Lipper ¹ Measures the worst investment period ² Measured by standard deviation of annual returns

Top 10 holdings	% Fund
Unilever	6.3
British American Tobacco	5.7
Roche Holding	4.9
Reckitt Benckiser	4.5
PepsiCo	4.4
Philip Morris	4.4
Novartis	4.4
Paychex	3.9
GlaxoSmithKline	3.9
Vonovia	3.9
Total Top 10	46.2
23 other holdings	51.6
Cash & Equivalent	2.1
TOTAL	100.0

Source: Factset, holdings subject to change.

Fund information

A copy of the latest Prospectus and the KIID for each class (in English) upon which you should base your investment decision is available from Link Fund Solutions Ltd, the Fund's Authorised Corporate Director and Link Fund Administrators Ltd (authorised and regulated by the Financial Conduct Authority) on 0345 608 0950.

Structure Sub-fund of Trojan Investment Funds UCITS		Ongoing Charges 'O' (ordinary) shares: 0.95% 'S' (charity) shares: 0.85%		Dealing Daily at noon Tel: 0345 608 0950	
Investment Manager Troy Asset Management Limited 33 Davies Street London W1K 4BP Tel: 020 7499 4030 Fax: 020 7491 2445 email: busdev@taml.co.uk		Dividend Ex Dates 1 May, 1 August, 1 November, 1 February (final)		Registrar Link Fund Administrators Limited	
Fund Manager James Harries Assistant Fund Manager Tomasz Boniek		Dividend Pay Dates 30 June, 30 September, 31 December, 31 March (final)		Auditor Ernst & Young LLP	
Currency £ Sterling		Historic Dividend Yield (O Inc) 3.13%		Depository The Bank of New York Mellon (International) Limited	
Launch Date 01 November 2016		Authorised Corporate Director Link Fund Solutions Limited Tel: 0345 300 2110		Bloomberg TGIFOAC_LN (O Acc), TGIFOIN_LN (O Inc)	
		ISINs GB00BD82KQ40 (O Inc), GB00BD82KP33 (O Acc) GB00BD82KV92 (S Inc), GB00BD82KT70 (S Acc)		SEDOL BD82KP3 (O Acc), BD82KQ4 (O Inc)	
		Benchmarks For more information on the benchmarks used please refer to the 'use of benchmarks' section in the fund information sheet, available from our website		Pricing "O" share class prices published daily in the FT	

Important Information:

Fund performance data provided is calculated net of fees unless stated otherwise. Past performance is not a guide to future performance. Overseas investments may be affected by movements in currency exchange rates. The value of an investment and any income from it may fall as well as rise and investors may get back less than they invested. The historic yield reflects distributions declared over the past twelve months as a percentage of the fund's price, as at the date shown. It does not include any preliminary charge and investors may be subject to tax on their distributions. The yield is not guaranteed and will fluctuate. Neither the views nor the information contained within this document constitute investment advice or an offer to invest or to provide discretionary investment management services and should not be used as the basis of any investment decision. Any decision to invest should be based on information contained in the prospectus, the relevant key investor information document and the latest report and accounts. The investment policy and process of the fund(s) may not be suitable for all investors. If you are in any doubt about whether the fund(s) is/are suitable for you, please contact a professional adviser. References to specific securities are included for the purposes of illustration only and should not be construed as a recommendation to buy or sell these securities. Although Troy Asset Management Limited considers the information included in this document to be reliable, no warranty is given as to its accuracy or completeness. The opinions expressed are expressed at the date of this document and, whilst the opinions stated are honestly held, they are not guarantees and should not be relied upon and may be subject to change without notice. Third party data is provided without warranty or liability and may belong to a third party. The fund(s) is/are registered for distribution to the public in the UK and Ireland but not in any other jurisdiction. The distribution of shares of sub-funds of Trojan Investment Fund ("Shares") in Switzerland is made exclusively to, and directed at, qualified investors ("Qualified Investors"), as defined in the Swiss Collective Investment Schemes Act of 23 June 2006, as amended, and its implementing ordinance. Qualified Investors can obtain the prospectus, the key investor information document(s) (edition for Switzerland), the instrument of incorporation, the latest annual and semi-annual report, and further information free of charge from the representative in Switzerland: Carnegie Fund Services S.A., 11, rue du Général-Dufour, CH-1204 Geneva, Switzerland, web: www.carnegie-fund-services.ch. The Swiss paying agent is: Banque Cantonale de Genève, 17, quai de l'Île, CH-1204 Geneva, Switzerland. The offer or invitation to subscribe for or purchase shares in Singapore is an exempt offer made only: (i) to "institutional investors" (as defined in the Securities and Futures Act, pursuant to Section 304 of the Securities and Futures Act, Chapter 289 of Singapore, as amended or modified (the "SFA"); (ii) to "relevant persons" (as defined in Section 305(5) of the SFA) pursuant to Section 305(1) of the SFA, and where applicable, the conditions specified in Regulation 3 of the Securities and Futures (Classes of Investors) Regulations 2018; (iii) to persons who meet the requirements of an offer made pursuant to Section 305(2) of the SFA; or (iv) pursuant to, and in accordance with the conditions of, any other applicable exemption provisions of the SFA. Issued by Troy Asset Management Limited, 33 Davies Street, London W1K 4BP (registered in England & Wales No. 3930846). Registered office: Hill House, 1 Little New Street, London EC4A 3TR. Authorised and regulated by the Financial Conduct Authority (FRN: 195764). Copyright Troy Asset Management Ltd 2020