



# Trojan Fund

All data as at 31 May 2019

[www.taml.co.uk](http://www.taml.co.uk)

The investment objective of the Trojan Fund is to achieve growth in capital and income in real terms over the longer term. The policy is to invest substantially in UK and overseas equities and fixed interest securities but may also invest in collective investment schemes and money market instruments. Any comparisons against indices are for illustrative purposes only.

### Prices

**314.40p**

'O' accumulation shares

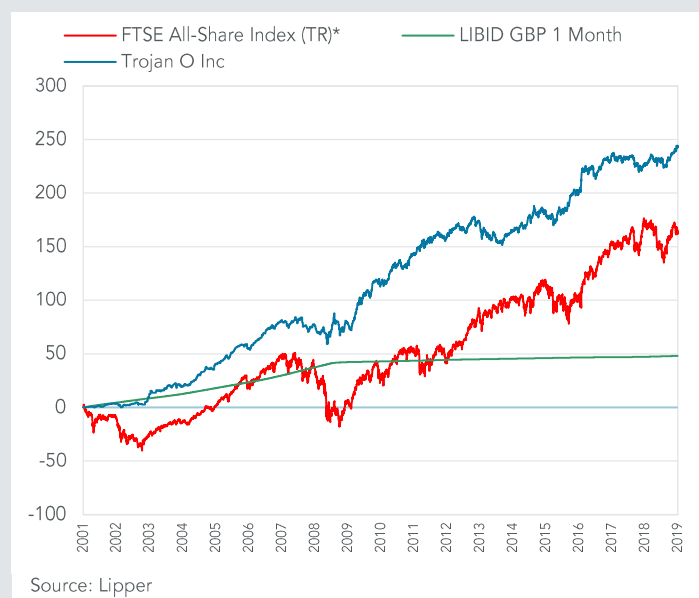
**256.61p**

'O' income shares

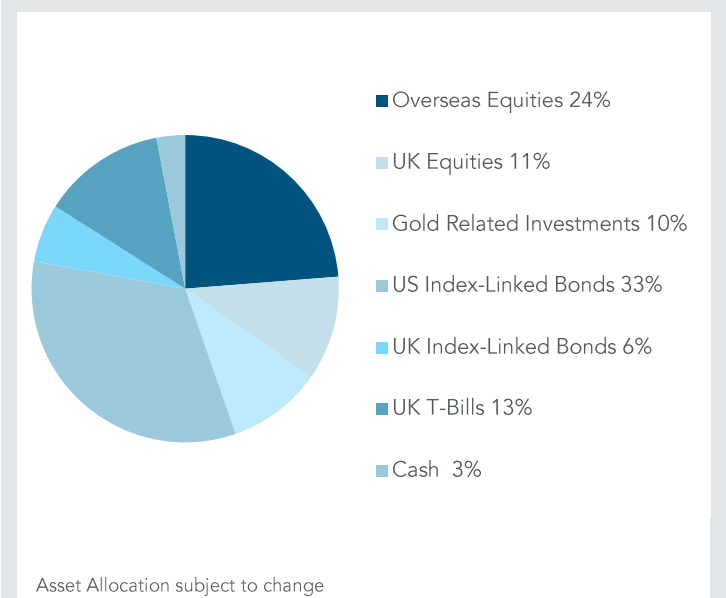
### Fund Size

**£4,012m**

### Percentage Growth from 31/05/2001 to 31/05/2019



### Asset Allocation



Total Return to 31 May 2019	31/05/01 Since launch	31/05/09 10 years	31/05/14 5 years	31/05/16 3 years	31/05/18 1 year	30/11/18 6 months
Trojan Fund O Inc	+244.0%	+91.6%	+29.6%	+15.0%	+4.9%	+3.6%
LIBID GBP 1 Month <sup>+</sup>	+48.1%	+4.1%	+1.8%	+1.0%	+0.6%	+0.3%
IA Flexible Investment TR	+142.4%	+116.2%	+34.8%	+27.3%	-0.3%	+2.8%
FTSE All-Share Index (TR) <sup>*</sup>	+161.8%	+149.4%	+29.3%	+28.4%	-3.2%	+4.9%

Discrete Calendar Annual Returns	2001 <sup>#</sup>	2002	2003	2004	2005	2006	2007	2008	2009	2010
Trojan Fund O Inc #7 months from 31 May 2001	+0.6%	+4.1%	+15.4%	+10.3%	+15.9%	+12.0%	+6.1%	+1.1%	+11.6%	+14.4%
		2011	2012	2013	2014	2015	2016	2017	2018	2019 YTD
		+8.5%	+2.1%	-3.1%	+8.9%	+3.2%	+12.3%	+4.1%	-3.0%	+6.1%

<sup>+</sup>London Inter Bank Bid Rate  
<sup>\*</sup>© FTSE International Limited 2019.

Past performance is not a guide to future performance

Source: Lipper

### May Commentary

Your Fund returned +0.9% during the month compared to -3.0% for the FTSE All-Share Index (TR).

We added Medtronic to the portfolio in May. Medtronic is a global leader in the manufacturing of a number of medical devices including coronary stents, heart valves, and drug delivery and monitoring equipment. Inventor of the world's first pace maker in the 1950s, Medtronic is at the forefront of developing innovative technology to treat disease. Demand for these medical interventions has grown consistently as populations in developed

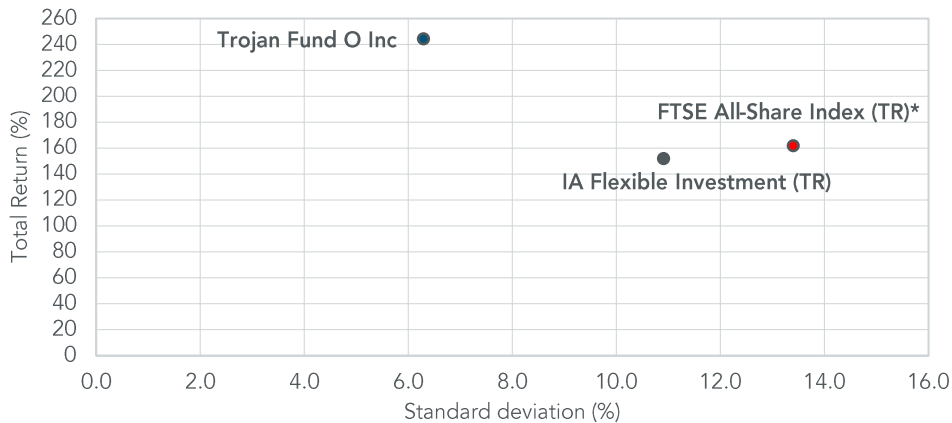
countries get older and emerging markets modernise their healthcare provision.

The stock, which we have followed closely since 2011, has not partaken in the re-rating enjoyed by most high-quality businesses over the past five years. This is due to a number of factors, including management's guidance to investors which has often been too optimistic or insufficiently clear. We saw the company's CEO, Omar Ishrak, present in New York in May and it is evident that management has learnt from past mistakes. Moreover, we believe that the business today is in very

good shape. The company's pipeline of products is strong and the long-term technology focus of engineers ensures this. Sales from robotics and data analytics are just beginning to be realised; Medtronic's entrenched positioning in the operating room should enable it to capitalise on these secular growth opportunities.

The shares were purchased for the Trojan Fund at around 16x forward earnings. We think this is fair value for a company which can continue to defensively compound earnings at attractive rates of growth.

## Return vs volatility since launch (31/05/2001)



Source: Lipper

Risk analysis since launch (31/05/01)	Fund	Index*
Total Return	+244.0%	+161.8%
Max Drawdown <sup>1</sup>	-13.7%	-45.6%
Best Month	+8.9%	+9.9%
Worst Month	-4.7%	-13.2%
Positive Months	+66.7%	+58.3%
Annualised Volatility	+6.3%	+13.4%

1. Measures the worst investment period

\* FTSE All-Share Index (TR)

Top 10 holdings (excluding government bonds)	% Fund
Gold Bullion Securities	6.7
Microsoft	4.7
Coca-Cola	3.8
Unilever	3.3
British American Tobacco	3.0
Nestlé	2.6
Procter & Gamble	2.4
Philip Morris	2.2
Berkshire Hathaway	2.1
American Express	2.0
Total Top 10	32.9
19 other holdings	51.1
UK T-Bills	12.9
Cash	3.1
TOTAL	100.0

Holdings subject to change

## Fund Manager Awards



## Fund information

A copy of the latest Prospectus and the KIID for each class (in English) upon which you should base your investment decision is available from Link Fund Solutions Ltd, the Fund's Authorised Corporate Director and Link Fund Administrators Ltd (Authorised and Regulated by the Financial Conduct Authority) on 0345 608 0950. **The Trojan Fund is closed to new direct investments, but is still available to new investors through major fund platforms.**

<b>Structure</b> Sub-fund of Trojan Investment Funds UCITS		<b>Ongoing Charges</b> 'O' (ordinary) shares: 1.02% 'S' (charity) shares: 0.77%		<b>Dealing</b> Daily at noon Tel: 0345 608 0950	
<b>Investment Manager</b> Troy Asset Management Limited 33 Davies Street London W1K 4BP Tel: 020 7499 4030 Fax: 020 7491 2445 email: busdev@taml.co.uk		<b>Dividend Ex Dates</b> 1 August (interim), 1 February (final)		<b>Registrar</b> Link Fund Administrators Limited	
<b>Fund Manager</b> Sebastian Lyon <b>Assistant Fund Manager</b> Charlotte Yonge		<b>Dividend Pay Dates</b> 30 September (interim), 31 March (final)		<b>Auditor</b> Ernst & Young LLP	
<b>Currency</b> £ Sterling		<b>Fund Yield (historic 'O' Inc shares)</b> 0.70%		<b>Depository</b> The Bank of New York Mellon (International) Limited	
<b>Launch Date</b> 31 May 2001		<b>Authorised Corporate Director</b> Link Fund Solutions Limited Tel: 0345 608 0950		<b>Bloomberg</b> CFTROJA_LN (O Acc), CFTROJI_LN (O Inc)	
		<b>ISIN</b> GB0034243732 (O Inc), GB00B01BP952 (O Acc) GB00B05M9T27 (S Inc), GB00B05M9S10 (S Acc)		<b>SEDOL</b> B01BP95 (O Acc), 3424373 (O Inc)	
				<b>Pricing</b> "O" share class prices published daily in the FT	

## Important Information

Fund performance data provided is calculated net of fees unless stated otherwise. Past performance is not a guide to future performance. All references to benchmarks are for comparative purposes only. Overseas investments may be affected by movements in currency exchange rates. The value of an investment and any income from it may fall as well as rise and investors may get back less than they invested. Neither the views nor the information contained within this document constitute investment advice or an offer to invest or to provide discretionary investment management services and should not be used as the basis of any investment decision. Any decision to invest should be based on information contained in the prospectus, the relevant key investor information document and the latest report and accounts. The investment policy and process of the fund(s) may not be suitable for all investors. If you are in any doubt about whether the fund(s) is/are suitable for you, please contact a professional adviser. References to specific securities are included for the purposes of illustration only and should not be construed as a recommendation to buy or sell these securities. Although Troy Asset Management Limited considers the information included in this document to be reliable, no warranty is given as to its accuracy or completeness. The opinions expressed are expressed at the date of this document and, whilst the opinions stated are honestly held, they are not guarantees and should not be relied upon and may be subject to change without notice. Third party data is provided without warranty or liability and may belong to a third party. In line with the Fund's prospectus, the Fund is authorised to invest in transferable securities and money market instruments issued or guaranteed by an EEA state, one or more local authorities, a third country, or a public international body to which one or more EEA states belong. The Investment Manager would only consider investing more than 35% of the Fund's assets in UK or US government issued transferable securities or approved money market instruments. The fund(s) is/are registered for distribution to the public in the UK and Ireland but not in any other jurisdiction. The distribution of shares of sub-funds of Trojan Investment Fund ("Shares") in Switzerland is made exclusively to, and directed at, qualified investors ("Qualified Investors"), as defined in the Swiss Collective Investment Schemes Act of 23 June 2006, as amended, and its implementing ordinance. Qualified Investors can obtain the prospectus, the key investor information document(s) (edition for Switzerland), the instrument of incorporation, the latest annual and semi-annual report, and further information free of charge from the representative in Switzerland: Carnegie Fund Services S.A., 11, rue du Général Dufour, CH-1204 Geneva, Switzerland, web: www.carnegie-fund-services.ch. The Swiss paying agent is: Banque Cantonale de Genève, 17, quai de l'Île, CH-1204 Geneva, Switzerland. In Singapore, the offer or invitation to subscribe for or purchase Shares is an exempt offer made only: (i) to "institutional investors" pursuant to Section 304 of the Securities and Futures Act, Chapter 289 of Singapore (the "Act"), (ii) to "relevant persons" pursuant to Section 305(1) of the Act, (iii) to persons who meet the requirements of an offer made pursuant to Section 305(2) of the Act, or (iv) pursuant to, and in accordance with the conditions of, other applicable exemption provisions of the Act. This document may not be provided to any other person in Singapore. Issued by Troy Asset Management Limited, 33 Davies Street, London W1K 4BP (registered in England & Wales No. 3930846). Registered office: Hill House, 1 Little New Street, London EC4A 3TR. Authorised and regulated by the Financial Conduct Authority (FRN: 195764). All reference to FTSE indices or data used in this presentation is © FTSE International Limited ("FTSE") 2019. 'FTSE' is a trade mark of the London Stock Exchange Group companies and is used by FTSE under licence. Morningstar logo (© 2019 Morningstar, Inc. All rights reserved.) contained herein: (1) is proprietary to Morningstar and/or its content providers; (2) may not be copied or distributed; and (3) is not warranted to be accurate, complete or timely. Neither Morningstar nor its content providers are responsible for any damages or losses arising from any use of this information. Copyright Troy Asset Management Ltd 2019