



# Trojan Fund

All data as at 30 June 2021

www.taml.co.uk

The investment objective of the Trojan Fund is to seek to achieve growth in capital (net of fees), ahead of inflation (UK Retail Price Index), over the longer term (5 to 7 years). The policy is to invest globally in government and public securities (such as sovereign debt and treasury bills), corporate bonds, equities and equity-related securities, private equity, precious metals, cash, cash equivalents and deposits.

**Prices**

**373.79p**

'O' accumulation shares

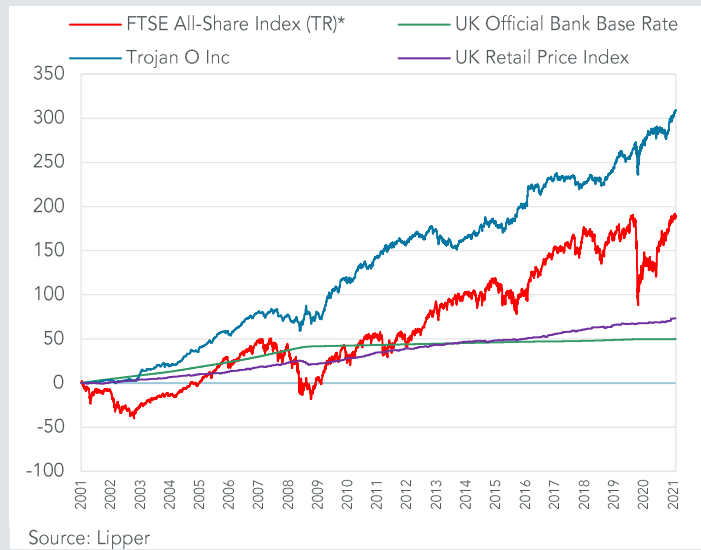
**302.55p**

'O' income shares

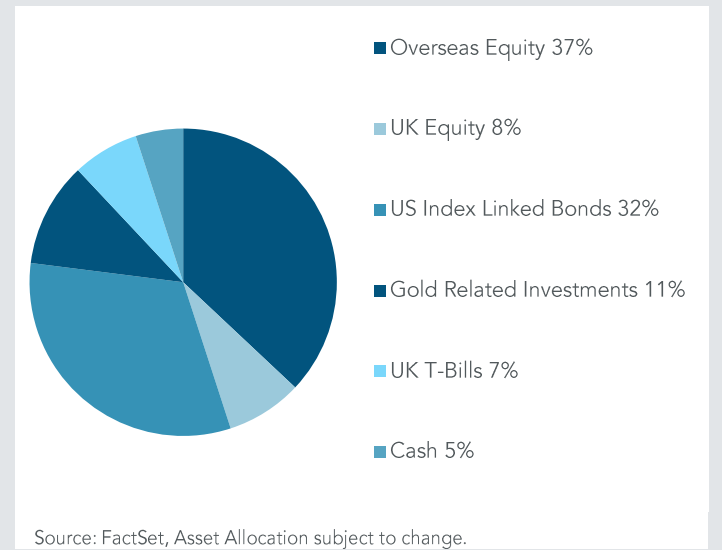
**Fund Size**

**£5,709m**

**Percentage Growth from 31/05/2001 to 30/06/2021**



**Asset Allocation**



Total Return to 30 June 2021	31/05/01 Since launch	30/06/11 10 years	30/06/16 5 years	30/06/18 3 years	30/06/20 1 year	31/12/20 6 months
Trojan Fund O Inc	+308.9%	+67.1%	+30.3%	+24.5%	+8.3%	+6.1%
UK Official Bank Base Rate	+49.9%	+4.7%	+2.1%	+1.4%	+0.1%	+0.0%
UK Retail Price Index	+73.3%	+28.4%	+14.7%	+7.2%	+3.1%	+2.2%
FTSE All-Share Index (TR)*	+186.9%	+85.5%	+36.9%	+6.3%	+21.5%	+11.1%

Discrete Calendar Annual Returns	2001#	2002	2003	2004	2005	2006	2007	2008	2009	2010	2011
Trojan Fund O Inc	+0.6%	+4.1%	+15.4%	+10.3%	+15.9%	+12.0%	+6.1%	+1.1%	+11.6%	+14.4%	+8.5%
		2012	2013	2014	2015	2016	2017	2018	2019	2020	2021 YTD
		+2.1%	-3.1%	+8.9%	+3.2%	+12.3%	+4.1%	-3.0%	+10.7%	+7.4%	+6.1%

\*© FTSE International Limited 2021  
#from 30 June 2001

Past performance is not a guide to future performance

Source: Lipper

**June Commentary**

Your Fund returned +1.8% during the month compared to +0.2% for the FTSE All-Share Index (TR).

June saw a continuation in Treasury yields declining from their March peak. This follows a significant jump up in yields from a low base last August, turbocharged by the vaccine announcements in November and the reality of economies reopening. The US 10-year yield troughed at around 0.5% last summer, peaking at just below 1.75% by the end of March this year. At the time of writing, the yield has since dropped to below 1.3%. Arguably the most influential number in financial markets, in so far as it feeds into the cost of capital for other asset classes, the 10-year yield and its drivers are pored over by investors and market commentators alike. Substantial moves are analysed for their insight into future growth and inflation.

The reality is that, over short time periods, the bond market is often as confused as everyone else. It is subject to myriad forces pulling in opposite directions and prone to mood swings accentuated by the prevailing narrative. The rise in yields to March reflected conviction in a sustained economic recovery, in contrast to the despondency about the future manifest at last year's lows. The shift towards lower yields reflects tempered enthusiasm for the seamless reopening of economies, as well as a more sanguine view about the future trajectory of inflation.

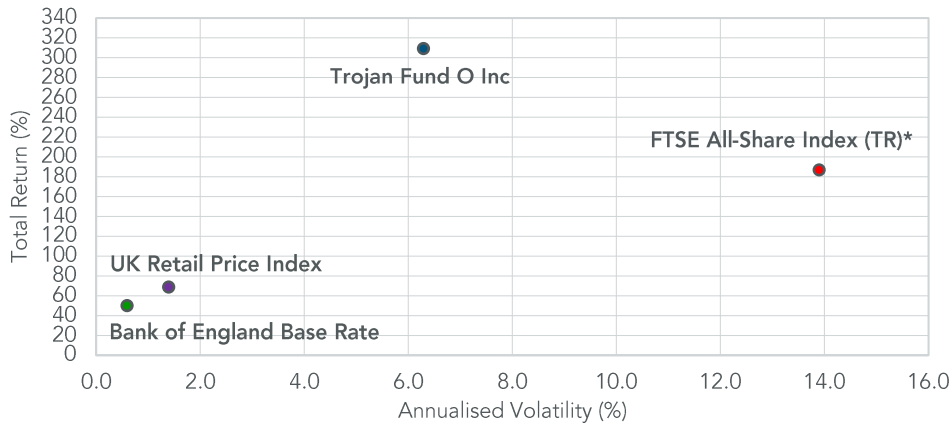
We are open-minded about the unknowable but clear on the immutable facts. Unknown is where inflation will end up. The short term will be noisy; pent-up consumer demand coupled with supply chain bottlenecks, could well drive inflation prints higher over the next few months. A longer-term determinant of

inflation will be fiscal stimulus: whether it is sustained and to what extent beyond recent emergency measures, and whether it can drive higher spending in the real economy.

One thing is clear: the policy response to COVID has added to global indebtedness. In order to keep servicing costs on this debt affordable, interest rates will have to stay low. We would expect that inflation remains above the rate of interest, engendering an environment of negative real yields. How negative will depend largely on the inflation rate.

In the portfolio, we continue to hold US TIPS as well as gold to protect against this. We added to duration in March as real rates rose and will continue to take advantage of short-term moves that we think overstate the ability of central bankers to normalise monetary policy.

## Return vs volatility since launch (31/05/2001)



Source: Lipper

Risk analysis since launch (31/05/01)	Trojan Fund O Inc	FTSE All-Share Index (TR)
Total Return	+308.9%	+186.9%
Max Drawdown <sup>1</sup>	-13.7%	-45.6%
Best Month	+8.9%	+12.7%
Worst Month	-4.7%	-15.1%
Positive Months	+66.8%	+58.9%
Annualised Volatility <sup>2</sup>	+6.3%	+13.9%

Source: Lipper 1. Measures the worst investment period<sup>2</sup> Measured by standard deviation of annual returns

Top 10 holdings (excluding government bonds)	% Fund
Microsoft	6.0
Gold Bullion Securities	5.8
Alphabet	5.2
Unilever	4.0
Visa	3.8
Philip Morris International	3.6
Nestlé	3.5
Diageo	3.3
Invesco Physical Gold	3.1
Medtronic	3.0
<b>Total Top 10</b>	<b>41.4</b>
10 Other Equity holdings	14.9
Index Linked Bonds	32.5
UK T-Bills	6.6
Cash	4.6
<b>TOTAL</b>	<b>100.0</b>

Source: Factset, holdings subject to change.

## Fund Manager Awards



## Fund information

A copy of the latest Prospectus and the KIID for each class (in English) upon which you should base your investment decision is available from Link Fund Solutions Ltd, the Fund's Authorised Corporate Director and Link Fund Administrators Ltd (Authorised and Regulated by the Financial Conduct Authority) on 0345 608 0950. **The Trojan Fund is closed to new direct investments, but is still available to new investors through major fund platforms.**

<b>Structure</b> Sub-fund of Trojan Investment Funds UK UCITS	<b>Ongoing Charges</b> 'O' (ordinary) shares: 1.01% 'S' (charity) shares: 0.76%	<b>Dealing</b> Daily at noon Tel: 0345 608 0950
<b>Investment Manager</b> Troy Asset Management Limited 33 Davies Street London W1K 4BP Tel: 020 7499 4030 Fax: 020 7491 2445 email: busdev@taml.co.uk	<b>Dividend Ex Dates</b> 1 August (interim), 1 February (final)	<b>Registrar</b> Link Fund Administrators Limited
<b>Fund Manager</b> Sebastian Lyon <b>Assistant Fund Manager</b> Charlotte Yonge	<b>Dividend Pay Dates</b> 30 September (interim), 31 March (final)	<b>Auditor</b> Ernst & Young LLP
<b>Currency</b> £ Sterling	<b>Authorised Corporate Director</b> Link Fund Solutions Limited Tel: 0345 608 0950	<b>Depository</b> The Bank of New York Mellon (International) Limited
<b>Launch Date</b> 31 May 2001	<b>ISIN</b> GB0034243732 (O Inc), GB00B01BP952 (O Acc) GB00B05M9T27 (S Inc), GB00B05M9S10 (S Acc)	<b>Bloomberg</b> CFTROJA_LN (O Acc), CFTROJL_LN (O Inc)
<b>Fund Historic Yield ('O' Inc shares)</b> 0.24%	<b>Benchmarks</b> For more information on the benchmarks used please refer to the 'use of benchmarks' section in the fund information sheet, available from our <a href="#">website</a>	<b>SEDOL</b> B01BP95 (O Acc), 3424373 (O Inc)
		<b>Pricing</b> "O" share class prices published daily in the FT

## Important Information

Fund performance data provided is calculated net of fees unless stated otherwise. Past performance is not a guide to future performance. Overseas investments may be affected by movements in currency exchange rates. The value of an investment and any income from it may fall as well as rise and investors may get back less than they invested. The historic yield reflects distributions declared over the past twelve months as a percentage of the fund's price, as at the date shown. It does not include any preliminary charge and investors may be subject to tax on their distributions. The yield is not guaranteed and will fluctuate. The fund may use currency forward derivatives for the purpose of efficient portfolio management. Neither the views nor the information contained within this document constitute investment advice or an offer to invest or to provide discretionary investment management services and should not be used as the basis of any investment decision. Any decision to invest should be based on information contained in the prospectus, the relevant key investor information document and the latest report and accounts. The investment policy and process of the fund(s) may not be suitable for all investors. If you are in any doubt about whether the fund(s) is/are suitable for you, please contact a professional adviser. References to specific securities are included for the purposes of illustration only and should not be construed as a recommendation to buy or sell these securities. Although Troy Asset Management Limited considers the information included in this document to be reliable, no warranty is given as to its accuracy or completeness. The opinions expressed are expressed at the date of this document and, whilst the opinions stated are honestly held, they are not guarantees and should not be relied upon and may be subject to change without notice. Third party data is provided without warranty or liability and may belong to a third party. In line with the Fund's prospectus, the Fund is authorised to invest in transferable securities and money market instruments issued or guaranteed by an EEA state, one or more local authorities, a third country, or a public international body to which one or more EEA states belong. The Investment Manager would only consider investing more than 35% of the Fund's assets in UK or US government issued transferable securities or approved money market instruments. The fund(s) is/are registered for distribution to the public in the UK but not in any other jurisdiction. The distribution of shares of sub-funds of Trojan Investment Fund ("Shares") in Switzerland is made exclusively to, and directed at, qualified investors ("Qualified Investors"), as defined in the Swiss Collective Investment Schemes Act of 23 June 2006, as amended, and its implementing ordinance. Qualified Investors can obtain the prospectus, the key investor information document(s) (edition for Switzerland), the instrument of incorporation, the latest annual and semi-annual report, and further information free of charge from the representative in Switzerland: Carnegie Fund Services S.A., 11, rue du Général-Dufour, CH-1204 Geneva, Switzerland, web: [www.carnegie-fund-services.ch](http://www.carnegie-fund-services.ch). The Swiss paying agent is: Banque Cantonale de Genève, 17, quai de l'Île, CH-1204 Geneva, Switzerland. The offer or invitation to subscribe for or purchase shares in Singapore is an exempt offer made only: (i) to "institutional investors" (as defined in the Securities and Futures Act, pursuant to Section 304 of the Securities and Futures Act, Chapter 289 of Singapore, as amended or modified (the "SFA"); (ii) to "relevant persons" (as defined in Section 305(5) of the SFA) pursuant to Section 305(1) of the SFA, and where applicable, the conditions specified in Regulation 3 of the Securities and Futures (Classes of Investors) Regulations 2018; (iii) to persons who meet the requirements of an offer made pursuant to Section 305(2) of the SFA; or (iv) pursuant to, and in accordance with the conditions of, any other applicable exemption provisions of the SFA. All reference to FTSE indices or data used in this presentation is © FTSE International Limited ("FTSE") 2021. "FTSE" is a trade mark of the London Stock Exchange Group companies and is used by FTSE under licence. Morningstar logo (© 2021 Morningstar, Inc. All rights reserved.) contained herein: (1) is proprietary to Morningstar and/or its content providers; (2) may not be copied or distributed; and (3) is not warranted to be accurate, complete or timely. Neither Morningstar nor its content providers are responsible for any damages or losses arising from any use of this information. Issued by Troy Asset Management Limited, 33 Davies Street, London W1K 4BP (registered in England & Wales No. 3930846). Registered office: Hill House, 1 Little New Street, London EC4A 3TR. Authorised and regulated by the Financial Conduct Authority (FRN: 195764). Copyright Troy Asset Management Ltd 2021.