



Trojan Fund

All data as at 30 April 2021

www.taml.co.uk

The investment objective of the Trojan Fund is to seek to achieve growth in capital (net of fees), ahead of inflation (UK Retail Price Index), over the longer term (5 to 7 years). The policy is to invest globally in government and public securities (such as sovereign debt and treasury bills), corporate bonds, equities and equity-related securities, private equity, precious metals, cash, cash equivalents and deposits.

Prices

366.54p

'O' accumulation shares

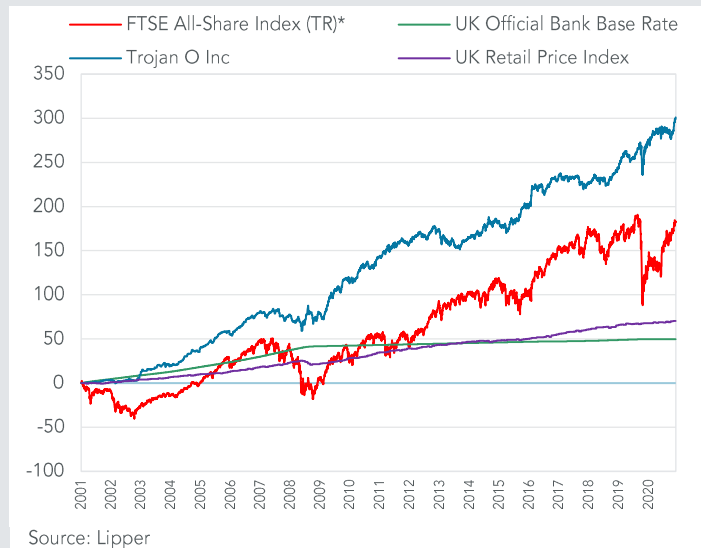
296.69p

'O' income shares

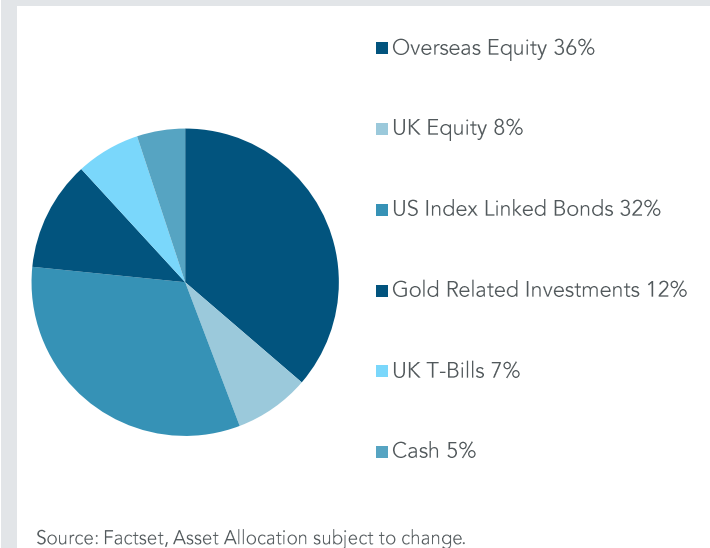
Fund Size

£5,637m

Percentage Growth from 31/05/2001 to 30/04/2021



Asset Allocation



Total Return to 30 April 2021	31/05/01 Since launch	30/04/11 10 years	30/04/16 5 years	30/04/18 3 years	30/04/20 1 year	31/10/20 6 months
Trojan Fund O Inc	+301.0%	+66.4%	+33.8%	+23.5%	+8.4%	+6.4%
UK Official Bank Base Rate	+49.9%	+4.7%	+2.1%	+1.4%	+0.1%	+0.0%
UK Retail Price Index	+70.4%	+26.7%	+13.6%	+6.1%	+1.5%	+0.9%
FTSE All-Share Index (TR)*	+183.3%	+81.0%	+39.9%	+7.7%	+25.9%	+28.5%

Discrete Calendar Annual Returns	2001#	2002	2003	2004	2005	2006	2007	2008	2009	2010	2011
Trojan Fund O Inc	+0.6%	+4.1%	+15.4%	+10.3%	+15.9%	+12.0%	+6.1%	+1.1%	+11.6%	+14.4%	+8.5%
		2012	2013	2014	2015	2016	2017	2018	2019	2020	2021 YTD
		+2.1%	-3.1%	+8.9%	+3.2%	+12.3%	+4.1%	-3.0%	+10.7%	+7.4%	+4.0%

*© FTSE International Limited 2021
#from 31 May 2001

Past performance is not a guide to future performance

Source: Lipper

April Commentary

Your Fund returned +4.1% during the month compared to +4.3% for the FTSE All-Share Index (TR).

Movements in share prices are often independent of changes in fundamentals. A shift in perception can see a stock's valuation plummet or soar. The past six months have borne witness to well-capitalised, financially productive businesses falling out of favour in preference for more cyclical or financially levered alternatives. This has occurred as optimism around a sustained recovery from the pandemic has encouraged more risk-taking.

April however saw many of our companies contribute strongly again to the Fund's return. This was driven by a number of factors, most

importantly the delivery of robust earnings growth. The highlights were broad-based but of particular note was Alphabet, in which we first bought a holding in 2019 and to which we added in Q1 2020. The company grew its revenues +32% and its operating income +53% in the first quarter of 2021, compared to a year earlier.

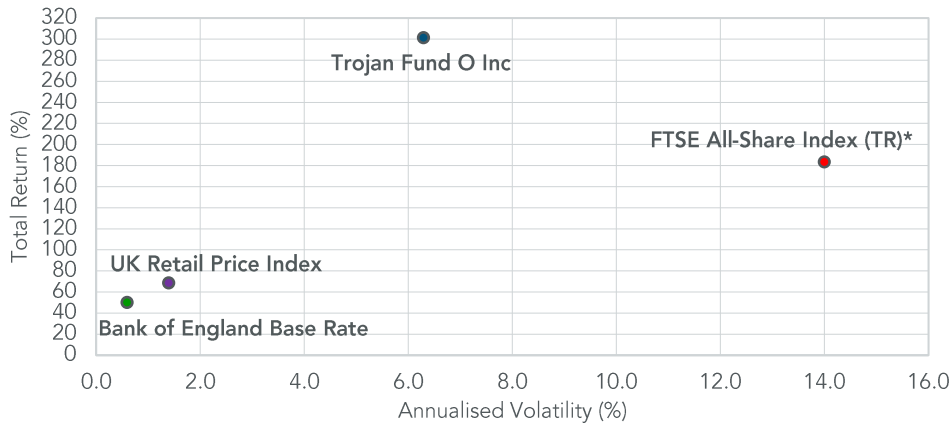
Alphabet offers a royalty on digitisation and, with only 14% of global commerce online today, the runway is long. Alphabet is uniquely well placed to enable the rise in ecommerce with billions of people around the world using its platforms every day: these include Google Search, YouTube, Google Maps and Gmail, to name but four. While Alphabet's selling of ads

on Search is well established, the integration of commerce into other properties is still nascent. The opportunities are huge and varied; a recent addition of functionality enabling viewers to make purchases from within YouTube provides a glimpse of how the future might look.

With huge potential ahead of it, Alphabet is already very financially productive today. Operating margins were 30% in the quarter and the company has \$135bn of net cash on the balance sheet.

Perceptions of Alphabet, and of all our holdings, will fluctuate. It is our job to keep focused on the business not the share price, taking moments of increased pessimism as an opportunity to add to exceptional companies.

Return vs volatility since launch (31/05/2001)



Source: Lipper

Risk analysis since launch (31/05/01)	Trojan Fund O Inc	FTSE All-Share Index (TR)
Total Return	+301.0%	+183.3%
Max Drawdown ¹	-13.7%	-45.6%
Best Month	+8.9%	+12.7%
Worst Month	-4.7%	-15.1%
Positive Months	+66.5%	+58.6%
Annualised Volatility ²	+6.3%	+14.0%

Source: Lipper 1. Measures the worst investment period² Measured by standard deviation of annual returns

Top 10 holdings (excluding government bonds)	% Fund
Gold Bullion Securities	5.9
Microsoft	5.7
Alphabet	5.0
Unilever	4.1
Visa	3.8
Philip Morris International	3.5
Nestlé	3.4
Medtronic	3.2
Invesco Physical Gold	3.2
Diageo	3.1
Total Top 10	40.9
10 Other Equity holdings	14.8
Index Linked Bonds	32.4
UK T-Bills	6.8
Cash	5.1
TOTAL	100.0

Source: Factset, holdings subject to change.

Fund Manager Awards



Fund information

A copy of the latest Prospectus and the KIID for each class (in English) upon which you should base your investment decision is available from Link Fund Solutions Ltd, the Fund's Authorised Corporate Director and Link Fund Administrators Ltd (Authorised and Regulated by the Financial Conduct Authority) on 0345 608 0950. **The Trojan Fund is closed to new direct investments, but is still available to new investors through major fund platforms.**

Structure Sub-fund of Trojan Investment Funds UK UCITS	Ongoing Charges 'O' (ordinary) shares: 1.01% 'S' (charity) shares: 0.76%	Dealing Daily at noon Tel: 0345 608 0950
Investment Manager Troy Asset Management Limited 33 Davies Street London W1K 4BP Tel: 020 7499 4030 Fax: 020 7491 2445 email: busdev@taml.co.uk	Dividend Ex Dates 1 August (interim), 1 February (final)	Registrar Link Fund Administrators Limited
Fund Manager Sebastian Lyon Assistant Fund Manager Charlotte Yonge	Dividend Pay Dates 30 September (interim), 31 March (final)	Auditor Ernst & Young LLP
Currency £ Sterling	Authorised Corporate Director Link Fund Solutions Limited Tel: 0345 608 0950	Depository The Bank of New York Mellon (International) Limited
Launch Date 31 May 2001	ISIN GB0034243732 (O Inc), GB00B01BP952 (O Acc) GB00B05M9T27 (S Inc), GB00B05M9S10 (S Acc)	Bloomberg CFTROJA_LN (O Acc), CFTROJL_LN (O Inc)
Fund Historic Yield ('O' Inc shares) 0.24%	Benchmarks For more information on the benchmarks used please refer to the 'use of benchmarks' section in the fund information sheet, available from our website	SEDOL B01BP95 (O Acc), 3424373 (O Inc)
		Pricing "O" share class prices published daily in the FT

Important Information

Fund performance data provided is calculated net of fees unless stated otherwise. Past performance is not a guide to future performance. Overseas investments may be affected by movements in currency exchange rates. The value of an investment and any income from it may fall as well as rise and investors may get back less than they invested. The historic yield reflects distributions declared over the past twelve months as a percentage of the fund's price, as at the date shown. It does not include any preliminary charge and investors may be subject to tax on their distributions. The yield is not guaranteed and will fluctuate. The fund may use currency forward derivatives for the purpose of efficient portfolio management. Neither the views nor the information contained within this document constitute investment advice or an offer to invest or to provide discretionary investment management services and should not be used as the basis of any investment decision. Any decision to invest should be based on information contained in the prospectus, the relevant key investor information document and the latest report and accounts. The investment policy and process of the fund(s) may not be suitable for all investors. If you are in any doubt about whether the fund(s) is/are suitable for you, please contact a professional adviser. References to specific securities are included for the purposes of illustration only and should not be construed as a recommendation to buy or sell these securities. Although Troy Asset Management Limited considers the information included in this document to be reliable, no warranty is given as to its accuracy or completeness. The opinions expressed are expressed at the date of this document and, whilst the opinions stated are honestly held, they are not guarantees and should not be relied upon and may be subject to change without notice. Third party data is provided without warranty or liability and may belong to a third party. In line with the Fund's prospectus, the Fund is authorised to invest in transferable securities and money market instruments issued or guaranteed by an EEA state, one or more local authorities, a third country, or a public international body to which one or more EEA states belong. The Investment Manager would only consider investing more than 35% of the Fund's assets in UK or US government issued transferable securities or approved money market instruments. The fund(s) is/are registered for distribution to the public in the UK but not in any other jurisdiction. The distribution of shares of sub-funds of Trojan Investment Fund ("Shares") in Switzerland is made exclusively to, and directed at, qualified investors ("Qualified Investors"), as defined in the Swiss Collective Investment Schemes Act of 23 June 2006, as amended, and its implementing ordinance. Qualified Investors can obtain the prospectus, the key investor information document(s) (edition for Switzerland), the instrument of incorporation, the latest annual and semi-annual report, and further information free of charge from the representative in Switzerland: Carnegie Fund Services S.A., 11, rue du Général-Dufour, CH-1204 Geneva, Switzerland, web: www.carnegie-fund-services.ch. The Swiss paying agent is: Banque Cantonale de Genève, 17, quai de l'Île, CH-1204 Geneva, Switzerland. The offer or invitation to subscribe for or purchase shares in Singapore is an exempt offer made only: (i) to "institutional investors" (as defined in the Securities and Futures Act, pursuant to Section 304 of the Securities and Futures Act, Chapter 289 of Singapore, as amended or modified (the "SFA")); (ii) to "relevant persons" (as defined in Section 305(5) of the SFA) pursuant to Section 305(1) of the SFA, and where applicable, the conditions specified in Regulation 3 of the Securities and Futures (Classes of Investors) Regulations 2018; (iii) to persons who meet the requirements of an offer made pursuant to Section 305(2) of the SFA; or (iv) pursuant to, and in accordance with the conditions of, any other applicable exemption provisions of the SFA. All reference to FTSE indices or data used in this presentation is © FTSE International Limited ("FTSE") 2021. "FTSE" is a trade mark of the London Stock Exchange Group companies and is used by FTSE under licence. Morningstar logo (© 2021 Morningstar, Inc. All rights reserved.) contained herein: (1) is proprietary to Morningstar and/or its content providers; (2) may not be copied or distributed; and (3) is not warranted to be accurate, complete or timely. Neither Morningstar nor its content providers are responsible for any damages or losses arising from any use of this information. Issued by Troy Asset Management Limited, 33 Davies Street, London W1K 4BP (registered in England & Wales No. 3930846). Registered office: Hill House, 1 Little New Street, London EC4A 3TR. Authorised and regulated by the Financial Conduct Authority (FRN: 195764). Copyright Troy Asset Management Ltd 2021.