



Trojan Ethical Fund

All data as at 30 April 2026

www.taml.co.uk

The investment objective of the Trojan Ethical Fund is to provide capital growth (net of fees), ahead of inflation (UK Retail Price Index), over the longer term (5 to 7 years). Its investment policy is to invest across a broad range of asset classes. Whilst asset allocation will vary, in general, the investment universe will comprise high-quality, developed market equities, developed market government bonds, gold-related investments, cash and money market instruments (such as treasury bills). The Fund will invest in accordance with the parameters of its Ethical Exclusion Criteria.

PRICES

155.88p

○ Accumulation shares

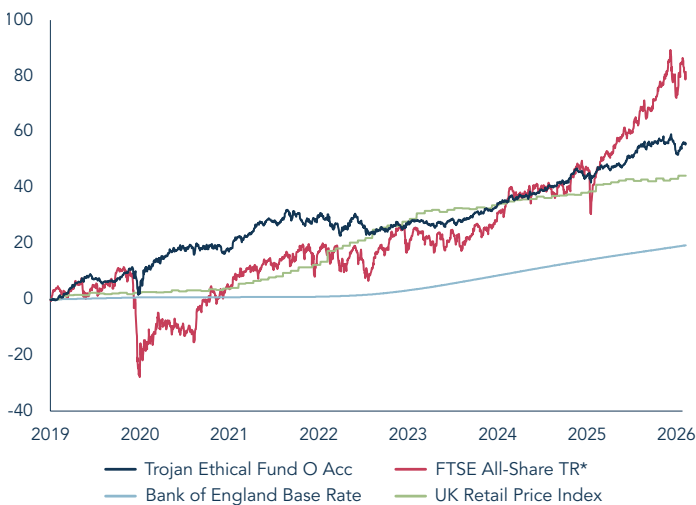
150.49p

○ Income shares

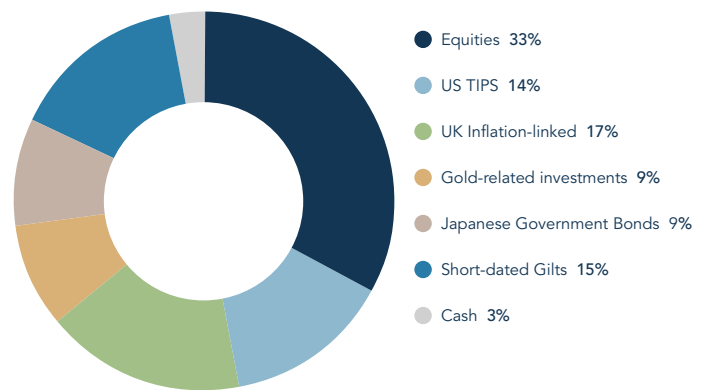
FUND SIZE

£1,015m

PERCENTAGE GROWTH 22/03/2019 - 30/04/2026



ASSET ALLOCATION



Source: Factset. Asset allocation is subject to change.

Total Return to 30 April 2026	22/03/19 Since Launch	30/04/21 5 years	30/04/23 3 years	30/04/25 1 year	31/10/25 6 months
Trojan Ethical Fund O Acc	+55.9%	+27.1%	+21.5%	+7.0%	+0.4%
Bank of England Base Rate	+19.4%	+18.4%	+15.1%	+4.1%	+2.0%
UK Retail Price Index	+44.4%	+36.6%	+10.4%	+2.3%	+1.0%
FTSE All-Share Index TR*	+81.5%	+66.9%	+44.7%	+25.2%	+8.0%

Discrete Calendar Annual Returns	2019#	2020	2021	2022	2023	2024	2025	2026 YTD
Trojan Ethical Fund O Acc	+7.2%	+10.9%	+10.1%	-4.6%	+5.2%	+7.9%	+10.1%	-0.1%

*© FTSE International Limited 2026
#from 22 March 2019

Source: Lipper

Past performance is not a guide to future performance.

April Commentary

Your Fund returned +2.1% during the month compared to +2.8% for the FTSE All-Share Index TR.

Iain Macleod, Conservative politician of the 1960s and 70s and briefly Chancellor of the Exchequer, had many 'bon mots' as an orator. He famously coined the word "Stagflation" back in 1965: "We now have the worst of both worlds – not just inflation on the one side or stagnation on the other, but both of them together. We have a sort of 'stagflation' situation and history in modern terms... is indeed being made." The war with Iran is nine weeks old and is showing signs of a stalemate. With oil pushing \$125 a barrel, the ingredients for stagflation are clear - high prices, due to shortages in supply, stifle demand whilst driving inflation. Markets currently seem almost oblivious to the threat. Meanwhile, central bankers are not ignoring the rising risks but are expecting (or hoping) they will be transitory once again. Stock markets remain remarkably sanguine, but we would expect evidence of weaker economic growth and the risk of recession in the second half of the year unless a resolution to the conflict is reached. Current corporate earnings have remained resilient, but much of Q1 occurred before the full effects of higher prices and weakening demand effects from the war were felt. Companies like Alphabet, Chubb, Hubbell

Source: Troy Asset Management Limited, Lipper & Bloomberg.

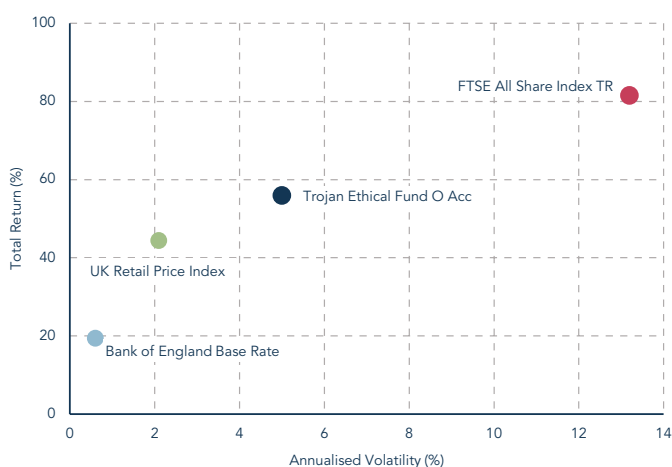
and Microsoft have announced strong earnings. Chubb and Hubbell, two relatively new holdings in the Fund, were particularly reassuring. Chubb, the property and casualty insurer, saw double-digit growth in premiums written, investment income, underlying earnings per share, and book value per share. Management reiterated a full-year outlook for robust growth. Investment income remains healthy as Chubb continues to benefit from a higher yield environment. To date, management have impressed us in being prepared to aggressively step back from less profitable lines of business amidst a weaker underwriting environment, redirecting capital to better growth or share buybacks. Hubbell designs, manufactures, and sells electrical and connectivity components used by utilities and industrial customers to operate critical power infrastructure. The company is benefiting from increased capital expenditure on the U.S. grid, where there has been underinvestment for decades.



CURRENCY EXPOSURE (NET)

Currency	
GBP	67%
JPY	9%
Gold-related investments	9%
USD	8%
CHF	5%
EUR	2%

RETURN VS VOLATILITY SINCE LAUNCH (22/03/2019)



Source: Lipper

RISK ANALYSIS

Risk analysis since launch (22/03/19)	Trojan Ethical Fund O Acc	FTSE All-Share Index TR
Total Return	+55.9%	+81.5%
Max Drawdown ¹	-8.9%	-35.3%
Best Month	+4.6%	+12.7%
Worst Month	-3.6%	-15.1%
Positive Months	+69.4%	+64.7%
Annualised Volatility ²	5.0%	13.2%

¹ Measures the worst investment period

² Measured by standard deviation of annual returns

Source: Lipper **Past performance is not a guide to future performance**

TOP 10 HOLDINGS (EXCLUDING GOVERNMENT BONDS)

Royal Mint Physical Gold	4.5%
Invesco Physical Gold	4.0%
Alphabet	3.6%
Visa	3.4%
Alcon	2.7%
Agilent Technologies	2.4%
L'Oreal	2.2%
Hubbell	2.0%
Experian	2.0%
Nestlé	2.0%
Total Top 10	28.8%
10 Other Equity holdings	13.2%
UK Inflation-linked	17.1%
Short-dated Gilts	15.2%
US TIPS	14.1%
Japanese Government Bonds	8.9%
Cash	2.7%
TOTAL	100.0%

Source: Factset. Holdings subject to change.

FUND MANAGER AWARDS



RESPONSIBLE INVESTMENT



Signatory of:





FUND INFORMATION

A copy of the latest Prospectus and the KIID for each class (in English) upon which you should base your investment decision is available from Waystone Management (UK) Limited, the Fund's Authorised Corporate Director, (Authorised and Regulated by the Financial Conduct Authority) at www.waystone.com.

Structure Sub-fund of Trojan Investment Funds UK UCITS		Dividend Ex Dates 1 August (interim), 1 February (final)		Dealing Daily at noon Tel: 0345 608 0950	
Investment Manager Troy Asset Management Limited 33 Davies Street London W1K 4BP Tel: 020 7499 4030 Email: busdev@taml.co.uk		Dividend Pay Dates 30 September (interim), 31 March (final)		ISIN GB00BJP0XY24 (O Inc), GB00BJP0XX17 (O Acc) GB00BJP0Y054 (S Inc), GB00BJP0XZ31 (S Acc)	
Fund Manager Charlotte Yonge		Dividend Yield (O Inc shares) 0.69%		SEDOL BJP0XY2 (O Inc), BJP0XX1 (O Acc) BJP0Y05 (S Inc), BJP0XZ3 (S Acc)	
Currency £ Sterling		Benchmarks For more information on the benchmarks used please refer to the 'use of benchmarks' section in the fund information sheet, available from our website		Bloomberg TROETOA_LN (O Acc) TROETOL_LN (O Inc)	
Launch Date 22 March 2019		Registrar Waystone Management (UK) Limited		Ongoing Charges (capped) O (ordinary) shares: 1.02% S (charity) shares: 0.77%	
Authorised Corporate Director Waystone Management (UK) Limited Tel: 0345 608 0950		Auditor Ernst & Young LLP		Pricing O share class prices published daily in the FT	
		Depository The Bank of New York Mellon (International) Limited			

Important Information

Please refer to Troy's Glossary of Investment terms [here](#). Fund performance data provided is calculated net of fees with income reinvested unless stated otherwise. All performance and income data is in relation to the stated share class, performance of other share classes may differ. Past performance is not a guide to future performance. Overseas investments may be affected by movements in currency exchange rates. The value of an investment and any income from it may fall as well as rise and investors may get back less than they invested. The historic yield reflects distributions declared over the past twelve months as a percentage of the fund's price, as at the date shown. It does not include any preliminary charge and investors may be subject to tax on their distributions. The UK Retail Prices Index (RPI) is a target benchmark for the fund as the Fund aims to achieve a return (the money made or lost on an investment) that is above the rate of inflation, reference to other benchmarks are for comparative purposes only. Tax legislation and the levels of relief from taxation can change at any time. Any change in the tax status of a Fund or in tax legislation could affect the value of the investments held by the Fund or its ability to provide returns to its investors. The tax treatment of an investment, and any dividends received, will depend on the individual circumstances of the investor and may be subject to change in the future. The yield is not guaranteed and will fluctuate. Any objective will be treated as a target only and should not be considered as an assurance or guarantee of performance of the Fund or any part of it. The Fund may use currency forward derivatives for the purpose of efficient portfolio management. The UK RPI figures shown are a combination of the actual rate of RPI, as calculated by the Office of National Statistics, and estimates for the previous month. Information on the risks of an investment in the fund can be found in the Prospectus.

Neither the views nor the information contained within this document constitute investment advice or an offer to invest or to provide discretionary investment management services and should not be used as the basis of any investment decision. Any decision to invest should be based on information contained in the prospectus, the relevant key investor information document and the latest report and accounts. The investment policy and process of the fund(s) may not be suitable for all investors. If you are in any doubt about whether the fund(s) is/are suitable for you, please contact a professional adviser. References to specific securities are included for the purposes of illustration only and should not be construed as a recommendation to buy or sell these securities. Although Troy Asset Management Limited considers the information included in this document to be reliable, no warranty is given as to its accuracy or completeness. The opinions expressed are expressed at the date of this document and, whilst the opinions stated are honestly held, they are not guarantees and should not be relied upon and may be subject to change without notice. Third party data is provided without warranty or liability and may belong to a third party. In line with the Fund's prospectus, the Fund is authorised to invest in transferable securities and money market instruments issued or guaranteed by an EEA state, one or more local authorities, a third country, or a public international body to which one or more EEA states belong. The Investment Manager would only consider investing more than 35% of the Fund's assets in UK or US government issued transferable securities or approved money market instruments.

The Fund is registered for distribution to the public in the UK but not in any other jurisdiction. The sub-funds are registered for distribution to professional investors only in Ireland.

This is an advertising document, the distribution offering of certain share classes of the sub-funds of Trojan Investment Funds ("Shares") in Switzerland is made exclusively to, and directed at, qualified investors ("Qualified Investors") within the meaning of Art. 10 para. 3 and 3ter CISA. Qualified Investors can obtain the relevant documents of the fund as well as the annual report may be obtained free of charge from the representative. In Switzerland, the representative and the paying agent is REYL & Cie Ltd, Rue du Rhône 4, CH-1204 Geneva, web: www.reyl.com.

Certain sub-funds are registered in Singapore and the offer or invitation to subscribe for or purchase Shares in Singapore is an exempt offer made only: (i) to "institutional investors" (as defined in the Securities and Futures Act, pursuant to Section 304 of the Securities and Futures Act, Chapter 289 of Singapore, as amended or modified (the "SFA"); (ii) to "relevant persons" (as defined in Section 305(5) of the SFA) pursuant to Section 305(1) of the SFA, and where applicable, the conditions specified in Regulation 3 of the Securities and Futures (Classes of Investors) Regulations 2018; (iii) to persons who meet the requirements of an offer made pursuant to Section 305(2) of the SFA; or (iv) pursuant to, and in accordance with the conditions of, any other applicable exemption provisions of the SFA.

All references to FTSE indices or data used in this presentation is © FTSE International Limited ("FTSE") 2026. 'FTSE®' is a trade mark of the London Stock Exchange Group companies and is used by FTSE under licence. Morningstar logo (© 2026 Morningstar, Inc. All rights reserved.) contained herein: (1) is proprietary to Morningstar and/or its content providers; (2) may not be copied or distributed; and (3) is not warranted to be accurate, complete or timely and does not constitute investment advice. Neither Morningstar nor its content providers are responsible for any damages or losses arising from any use of this information.

Issued by Troy Asset Management Limited, 33 Davies Street, London W1K 4BP (registered in England & Wales No. 3930846). Registered office: 33 Davies Street, London W1K 4BP. Authorised and regulated by the Financial Conduct Authority (FRN: 195764) and registered with the U.S. Securities and Exchange Commission ("SEC") as an Investment Adviser (CRD: 319174). Registration with the SEC does not imply a certain level of skill or training. Any fund described in this document is neither available nor offered in the USA or to U.S. Persons.

© Troy Asset Management Limited 2026.