



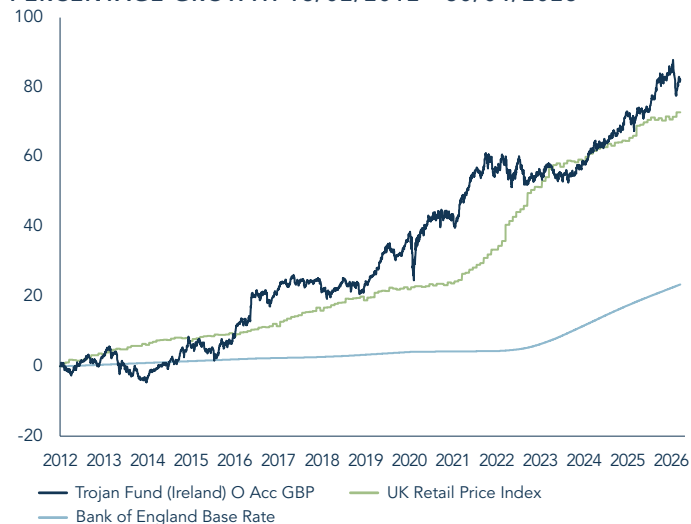
Trojan Fund (Ireland)

The Fund seeks to achieve growth in capital, ahead of inflation (UK Retail Price Index), over the longer term (5 to 7 years). The Fund employs a long-term, long-only approach and has the flexibility to invest across a broad range of asset classes, most commonly a combination of high-quality developed market equities, developed market government bonds, gold-related investments and cash.

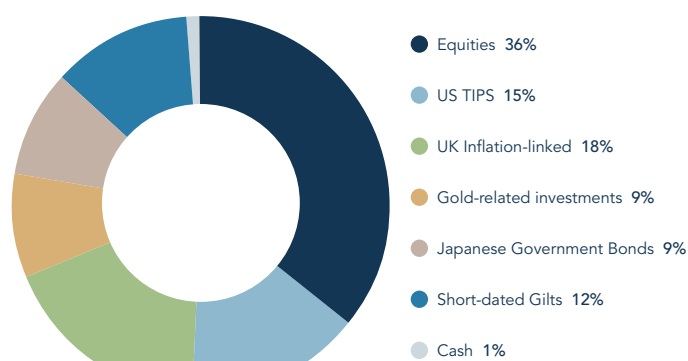
PRICES

1.8222 GBP O Acc	1.7583 GBP O Inc	FUND SIZE £545m
1.8846 USD O Acc	1.8136 USD O Inc	
1.5289 EUR O Acc	1.4747 EUR O Inc	

PERCENTAGE GROWTH 13/02/2012 - 30/04/2026



ASSET ALLOCATION



Source: Factset. Asset allocation is subject to change.

Total Return to 30 April 2026	13/02/2012 Since launch	30/04/2016 10 years	30/04/2021 5 years	30/04/2023 3 years	30/04/2025 1 year	31/10/2025 6 months
Trojan Fund (Ireland) O Acc GBP	+82.2%	+62.1%	+22.5%	+15.4%	+5.8%	+0.2%
Trojan Fund (Ireland) O Acc EUR ¹	+52.9%	+39.7%	+12.5%	+9.1%	+3.5%	-0.9%
Trojan Fund (Ireland) O Acc USD ¹	+88.5%	+69.8%	+23.1%	+15.4%	+5.8%	+0.1%
Bank of England Base Rate	+23.5%	+20.9%	+18.4%	+15.1%	+4.1%	+2.0%
UK Retail Price Index	+72.9%	+57.4%	+36.6%	+10.4%	+2.3%	+1.0%

Discrete Calendar Annual Returns	2012 [#]	2013	2014	2015	2016	2017	2018	2019	2020	2021	2022	2023	2024	2025	2026 YTD
Trojan Fund (Ireland) O Acc GBP	-0.1%	-3.5%	+8.2%	+2.9%	+11.8%	+3.9%	-3.0%	+10.3%	+7.2%	+11.8%	-3.9%	+2.5%	+6.5%	+8.6%	-0.1%
Trojan Fund (Ireland) O Acc EUR ¹	-0.6%	-4.0%	+7.8%	+2.1%	+10.2%	+2.6%	-4.3%	+8.7%	+6.2%	+10.9%	-5.6%	+0.8%	+4.8%	+6.3%	-0.8%
Trojan Fund (Ireland) O Acc USD ¹	+0.0%	-3.9%	+7.8%	+2.4%	+11.6%	+5.0%	-1.6%	+11.9%	+7.7%	+11.8%	-3.6%	+2.9%	+6.5%	+8.5%	-0.1%

¹ Hedged. Differences in interest rates may contribute to differences in performance between share classes.

Source: Lipper

NB: Prior to its conversion on 29 March 2019 the Fund was a feeder fund called the Trojan Feeder Fund (Ireland).

[#] from 13/02/2012

Past performance is not a guide to future performance

April Commentary

Your Fund (O Acc GBP) returned +2.0% during the month.

Iain Macleod, Conservative politician of the 1960s and 70s and briefly Chancellor of the Exchequer, had many 'bon mots' as an orator. He famously coined the word "Stagflation" back in 1965: "We now have the worst of both worlds – not just inflation on the one side or stagnation on the other, but both of them together. We have a sort of 'stagflation' situation and history in modern terms... is indeed being made." The war with Iran is nine weeks old and is showing signs of a stalemate. With oil pushing \$125 a barrel, the ingredients for stagflation are clear - high prices, due to shortages in supply, stifle demand whilst driving inflation. Markets currently seem almost oblivious to the threat. Meanwhile, central bankers are not ignoring the rising risks but are expecting (or hoping) they will be transitory once again. Stock markets remain remarkably sanguine, but we would expect evidence of weaker economic growth and the risk of recession in the second half of the year unless a resolution to the conflict is reached.

Current corporate earnings have remained resilient, but much of Q1

occurred before the full effects of higher prices and weakening demand effects from the war were felt. Companies like Alphabet, Chubb, Hubbell and Microsoft have announced strong earnings. Chubb and Hubbell, two relatively new holdings in the Fund, were particularly reassuring. Chubb, the property and casualty insurer, saw double-digit growth in premiums written, investment income, underlying earnings per share, and book value per share. Management reiterated a full-year outlook for robust growth. Investment income remains healthy as Chubb continues to benefit from a higher yield environment. To date, management have impressed us in being prepared to aggressively step back from less profitable lines of business amidst a weaker underwriting environment, redirecting capital to better growth or share buybacks. Hubbell designs, manufactures, and sells electrical and connectivity components used by utilities and industrial customers to operate critical power infrastructure. The company is benefiting from increased capital expenditure on the U.S. grid, where there has been underinvestment for decades.

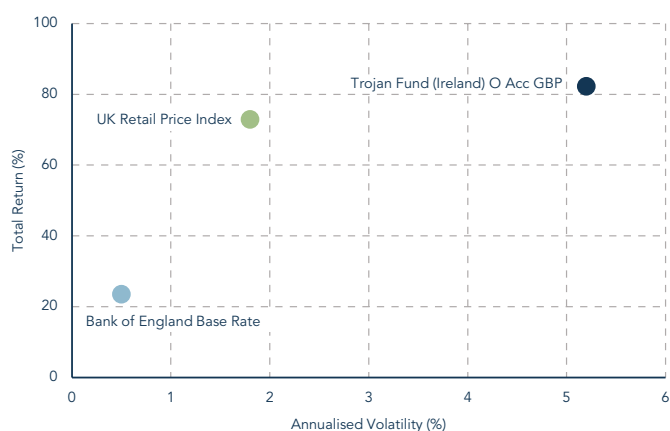
Source: Troy Asset Management Limited, Lipper & Bloomberg.



CURRENCY EXPOSURE (NET)

Currency	
GBP	66%
JPY	9%
Gold related Investments	9%
USD	8%
EUR	4%
CHF	4%

RETURN VS VOLATILITY SINCE LAUNCH (13/02/2012)



Source: Lipper

RISK ANALYSIS

Risk analysis since launch (13/02/2012)	Trojan Fund (Ireland) O Acc GBP
Total Return	+82.2%
Max Drawdown ¹	-10.1%
Best Month	+4.9%
Worst Month	-4.7%
Positive Months	+62.4%
Annualised Volatility ²	5.2%

¹ Measures the worst investment period

² Measured by standard deviation of annual returns

Source: Lipper **Past performance is not a guide to future performance**

TOP 10 HOLDINGS (EXCLUDING GOVERNMENT BONDS)

Invesco Physical Gold	5.3%
Alphabet	3.9%
iShares Physical Gold	3.8%
Visa	3.6%
Unilever	2.9%
Agilent Technologies	2.4%
Diageo	2.3%
Heineken	2.3%
Chubb	2.2%
Canadian National	2.1%
Total Top 10	30.8%
11 Other Equity holdings	14.1%
UK Inflation-linked	18.3%
US TIPS	14.9%
Short-dated Gilts	11.8%
Japanese Government Bonds	9.3%
Cash	0.8%
TOTAL	100.0%

Source: Factset. Holdings subject to change.

FUND MANAGER AWARDS



RESPONSIBLE INVESTMENT



Signatory of:





FUND INFORMATION

Investment decisions should be based on the Prospectus and the KIIDs / KIDs for the relevant share class. These documents are available from [Universal-Investment](#), the Fund's Management Company (Authorised and Regulated by the Central Bank of Ireland).

<p>Structure Sub-fund of Trojan Funds (Ireland) plc UCITS authorised by the Central Bank of Ireland</p> <hr/> <p>Investment Manager Troy Asset Management Limited 33 Davies Street London W1K 4BP Tel: +44 (0)20 7499 4030 Email: busdev@taml.co.uk</p> <hr/> <p>Co-Manager Sebastian Lyon Co-Manager Charlotte Yonge</p> <hr/> <p>Currency £ Sterling, \$ US Dollar*, *Hedged shareclass € Euro*, \$ SGD*</p> <hr/> <p>Launch Date 13 February 2012</p> <hr/> <p>Management Company Universal-Investment Ireland Fund Management Limited</p>	<p>Dividend Ex Dates 1 August (interim), 1 February (final)</p> <hr/> <p>Dividend Pay Dates 30 September (interim), 31 March (final)</p> <hr/> <p>Historic Dividend Yield (O Inc shares) 0.36%</p> <hr/> <p>Benchmarks For more information on the benchmarks used please refer to the 'use of benchmarks' section in the fund information sheet, available from our website.</p> <hr/> <p>Transfer Agent CACEIS Ireland Limited</p> <hr/> <p>Auditor Grant Thornton</p> <hr/> <p>Depository The Bank of New York Mellon SA/NV, Dublin branch</p>	<p>Dealing Daily at 11am (UK) Tel: (+353) 1 400 5300</p> <hr/> <p>Bloomberg TROITOA_ID (O GBP Acc), TROITOL_ID (O GBP Inc)</p> <hr/> <p>ISINs IE00B6127M75 (GBP O Inc), IE00B757JT68 (GBP O Acc) IE00B6SBBX64 (USD O Inc), IE00B7483W12 (USD O Acc) IE00B54VKZ87 (EUR O Inc), IE00B6T42S66 (EUR O Acc) IE00BGM16B55 (SGD O Inc), IE00BGM16C62 (SGD O Acc)</p> <hr/> <p>Ongoing Charges O (ordinary) shares: 1.09%</p>
--	--	---

Important Information

Please refer to Troy's Glossary of Investment terms [here](#). Fund performance data provided is calculated net of fees with income reinvested unless stated otherwise. All performance and income data is in relation to the stated share class, performance of other share classes may differ. Past performance is not a guide to future performance. Overseas investments may be affected by movements in currency exchange rates. The value of an investment and any income from it may fall as well as rise and investors may get back less than they invested. The historic dividend yield reflects distributions declared over the past twelve months as a percentage of the fund's price, as at the date shown. The yield is not guaranteed and will fluctuate. It does not include any preliminary charge and investors may be subject to tax on their distributions. The UK Retail Prices Index (RPI) is a target benchmark for the fund as the Fund aims to achieve a return (the money made or lost on an investment) that is above the rate of inflation, reference to other benchmarks are for comparative purposes only. Tax legislation and the levels of relief from taxation can change at any time. Any change in the tax status of a Fund or in tax legislation could affect the value of the investments held by the Fund or its ability to provide returns to its investors. The tax treatment of an investment, and any dividends received, will depend on the individual circumstances of the investor and may be subject to change in the future. There is no guarantee that the objective of the investments will be met. The Fund may use currency forward derivatives for the purpose of efficient portfolio management. The UK RPI figures shown are a combination of the actual rate of RPI, as calculated by the Office of National Statistics, and estimates for the previous month. This is a marketing communication. Information on the risks of an investment in the fund can be found in the Prospectus.

Neither the views nor the information contained within this document constitute investment advice or an offer to invest or to provide discretionary investment management services and should not be used as the basis of any investment decision. Any decision to invest should be based on information contained in the prospectus, the relevant key investor information document and the latest report and accounts. The investment policy and process of the Fund(s) may not be suitable for all investors. If you are in any doubt about whether the fund(s) is/ are suitable for you, please contact a professional adviser. References to specific securities are included for the purposes of illustration only and should not be construed as a recommendation to buy or sell these securities. Although Troy Asset Management Limited considers the information included in this document to be reliable, no warranty is given as to its accuracy or completeness. The opinions expressed are expressed at the date of this document and, whilst the opinions stated are honestly held, they are not guarantees and should not be relied upon and may be subject to change without notice. Third party data is provided without warranty or liability and may belong to a third party. In line with the Fund's prospectus, the Fund is authorised to invest in transferable securities and money market instruments issued or guaranteed by an EEA state, one or more local authorities, a third country, or a public international body to which one or more EEA states belong. The Investment Manager would only consider investing more than 35% of the Fund's assets in UK or US government issued transferable securities or approved money market instruments.

This document relates to one or more sub-funds of Trojan Funds (Ireland) plc (the "Funds"). Trojan Funds (Ireland) plc is authorised in Ireland by the Central Bank of Ireland and is a scheme recognised by the UK Financial Conduct Authority (FCA). Trojan Fund (Ireland) and Trojan Income Fund (Ireland) are registered for distribution in Austria (certain share classes only), Germany (certain share classes only), Ireland, Italy (for institutional investors only), Singapore (for institutional investors only), Spain (certain share classes only), Switzerland and the UK. Certain shares classes of the Trojan Fund (Ireland) are also registered in Belgium, France, Luxembourg, Netherlands and Portugal. Trojan Exclusions Fund, Trojan Global Equity Fund and Trojan Global Income Fund (Ireland) are registered for distribution in Ireland, Belgium (certain share classes only), France (certain share classes only), Germany (certain share classes only), Luxembourg (certain share classes only), Netherlands (certain share classes only), Spain (certain share classes only), Singapore (for institutional investors only), Switzerland and the UK. Trojan Fund Europe is registered for distribution in Ireland, Austria (certain share classes only), Germany (certain share classes only), Belgium (certain share classes only), France (certain share classes only), Luxembourg (certain share classes only), Netherlands (certain share classes only), Switzerland (certain share classes only) and the UK (certain share classes only). Please note that the Funds are not available for public offering in Belgium. For further information on the relevant share classes please contact Universal-Investment Ireland Fund Management Limited. The Funds are not marketed in other jurisdictions except in reliance on relevant exemptions. Investors in Belgium, France, Germany, Austria, Luxembourg, Netherlands, Italy, Spain and Portugal may obtain a copy of the prospectus, relevant key investor document(s), memorandum and articles of association and financial statements in English (with the exception of the relevant key information document(s) which are also available in German, Dutch, French, Austrian, Italian, Spanish and Portuguese as applicable) free of charge from [www.fundinfo.com](#) and/or the facilities agent. The Funds' facilities agent in Belgium, France, Germany, Luxembourg, Netherlands, Italy, Spain and Portugal is Zeidler Legal Process Outsourcing Ltd, South Point, Herbert House, Harmony Row, Dublin 2, Ireland. The Funds' facilities agent in Austria is Erste Bank der oesterreichischen Sparkassen AG, Am Belvedere 1, 1100 Vienna, Austria. Investors in Switzerland can obtain a copy of the prospectus and the key information documents for Switzerland, the memorandum and articles of association, the latest annual and semi-annual reports, and further information free of charge from the representative. In Switzerland, the representative and the paying agent is REYL & Cie Ltd, Rue du Rhône 4, CH-1204 Geneva, web: [www.reyl.com](#). The latest share prices can be found on [www.fundinfo.com](#). The offer or invitation to subscribe for or purchase shares in Singapore is an exempt offer made only: (i) to "institutional investors" (as defined in the Securities and Futures Act, pursuant to Section 304 of the Securities and Futures Act, Chapter 289 of Singapore, as amended or modified (the "SFA"); (ii) to "relevant persons" (as defined in Section 305(5) of the SFA) pursuant to Section 305(1) of the SFA, and where applicable, the conditions specified in Regulation 3 of the Securities and Futures (Classes of Investors) Regulations 2018; (iii) to persons who meet the requirements of an offer made pursuant to Section 305(2) of the SFA; or (iv) pursuant to, and in accordance with the conditions of, any other applicable exemption provisions of the SFA. Universal-Investment Ireland Fund Management Limited, as UCITS Management Company, has the right to terminate the arrangements made for the marketing of the Funds in accordance with the UCITS Directive. A summary of investor rights, including information on access to collective mechanisms at EU level and national level, can be obtained from [here](#) in English. This Fund is not based in the UK and is not subject to UK sustainable investment labelling and disclosure requirements.

Morningstar logo (© 2026 Morningstar, Inc. All rights reserved.) contained herein: (1) is proprietary to Morningstar and/or its content providers; (2) may not be copied or distributed; and (3) is not warranted to be accurate, complete or timely and does not constitute investment advice. Neither Morningstar nor its content providers are responsible for any damages or losses arising from any use of this information.

Issued by Troy Asset Management Limited (registered in England & Wales No. 3930846). Registered office: 33 Davies Street, London W1K 4BP. Authorised and regulated by the Financial Conduct Authority (FRN: 195764) and registered with the U.S. Securities and Exchange Commission ("SEC") as an Investment Adviser (CRD: 319174). Registration with the SEC does not imply a certain level of skill or training. Any fund described in this document is neither available nor offered in the USA or to U.S. Persons.

© Troy Asset Management Limited 2026