



Trojan Fund (Ireland)

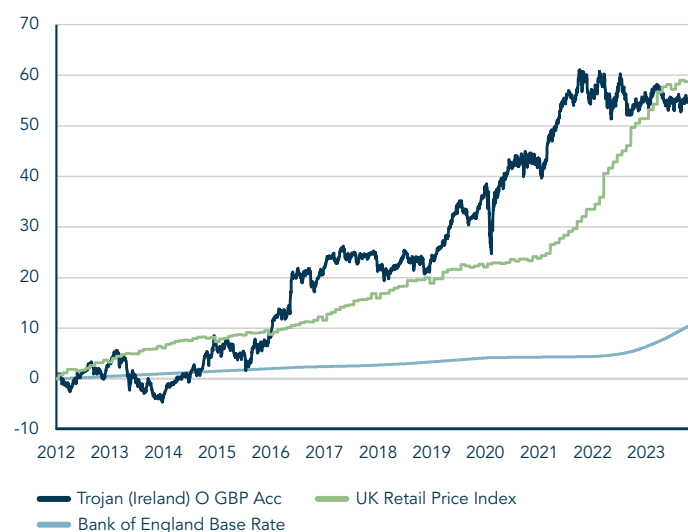
All data as at 30 November 2023

taml.co.uk

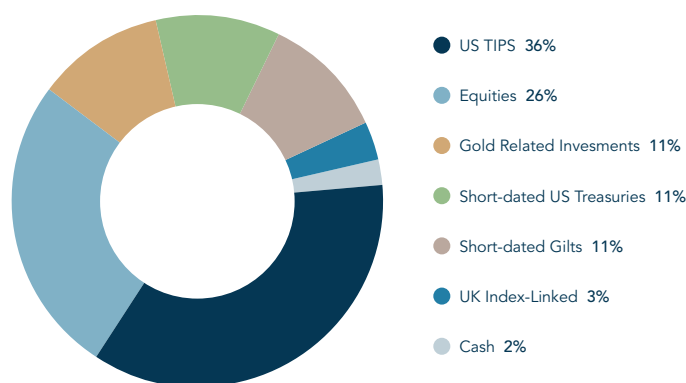
The Fund seeks to achieve growth in capital, ahead of inflation (UK Retail Price Index), over the longer term (5 to 7 years). The Fund employs a long-term, long only approach and has the flexibility to invest across a broad range of asset classes, most commonly a combination of high-quality developed market equities, developed market government bonds, gold related investments and cash.

PRICES		FUND SIZE
1.5514 GBP O Acc	1.5261 GBP O Inc	£617m
1.6059 USD O Acc	1.5754 USD O Inc	
1.3627 EUR O Acc	1.3403 EUR O Inc	
1.6219 SGD O Acc	1.6117 SGD O Inc	

PERCENTAGE GROWTH 13/02/2012 TO 30/11/2023



ASSET ALLOCATION



Source: Factset, Asset Allocation subject to change.

Total Return to 30 November 2023	13/02/2012 Since launch	30/11/2013 10 years	30/11/2018 5 years	30/11/2020 3 years	30/11/2022 1 year	31/05/2023 6 months
Trojan Fund (Ireland) (O Acc GBP)	+55.1%	+59.4%	+25.2%	+8.8%	+0.8%	-0.6%
Bank of England Base Rate	+10.5%	+9.5%	+7.0%	+6.0%	+4.6%	+2.6%
UK Retail Price Index	+58.7%	+49.9%	+32.7%	+28.7%	+5.4%	+0.7%

Discrete Calendar Annual Returns	2012#	2013	2014	2015	2016	2017	2018	2019	2020	2021	2022	2023 YTD
Trojan Fund (Ireland) (O Acc GBP)	-0.1%	-3.5%	+8.2%	+2.9%	+11.8%	+3.9%	-3.0%	+10.3%	+7.2%	+11.8%	-3.9%	+0.8%

Source: Lipper

Past performance is not a guide to future performance

NB: Prior to its conversion on 29 March 2019 the Fund was a feeder fund called the Trojan Feeder Fund (Ireland).

November Commentary

Your Fund returned +0.3% during the month.

As bond yields fell in the month, the Fund's exposures to both index-linked bonds and gold contributed positively to performance. The majority of the Fund's gold exposure is via physically backed exchange-traded commodities but, since 2017, the Fund has also been invested in royalty and streaming company Franco-Nevada. Franco, focused on gold, has an excellent track record in allocating capital to mining projects where the royalty/streaming structure of its investments provides geared exposure to the price of the commodity, whilst avoiding the capital intensity and operational complexity of actually running a mine. This model worked exceptionally well when Franco was smaller and able to find meaningful exposure to a range of projects. Today, the company is arguably a victim of its own success and with a market capitalisation of just over \$20bn compared to a little over \$10bn when we first bought the shares and \$6bn 10 years ago, it has become harder for them to find investments that can 'move the needle'. This has resulted in an increased concentration across a handful of larger

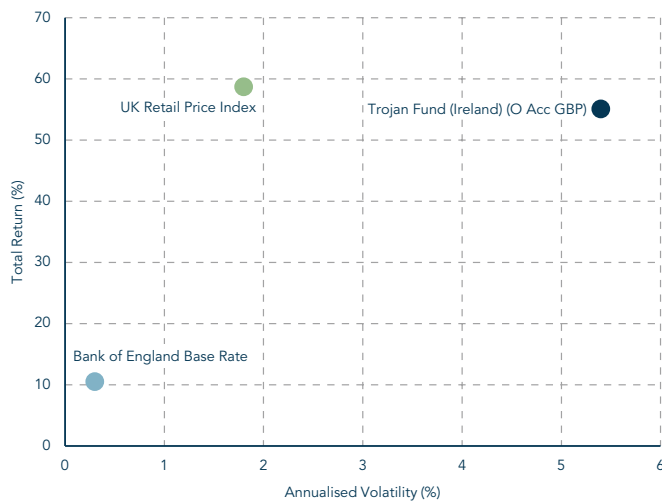
investments, most notably in the gold and copper mine Cobre Panama, which comprises just under 20% of Franco-Nevada's assets.

Via Cobre Panama, Franco became exposed to Panamanian social pressures and political uncertainty which, over the past year, led the government to question the constitutionality of the mine's concession agreement and to suspend its operations. We reduced our holding last December from 3% to 1.3% when these pressures first reared their head and when the shares were broadly stable. After an apparent resolution in Q1, the issue has resurfaced and we have sold the remainder of our shares.

Notwithstanding recent troubles, Franco-Nevada generated good returns and helpful diversification for the portfolio over its life. We sold the shares at an average price of \$130, versus an average entry price of \$65 in 2017. Its sale from the portfolio reflects a change in the facts and our approach to managing stock-specific risk.



RETURN VS VOLATILITY SINCE LAUNCH (13/02/2012)



Source: Lipper

RISK ANALYSIS

Risk analysis since launch (13/02/2012)	Trojan Fund (Ireland) O Acc GBP
Total Return	+55.1%
Max Drawdown ¹	-10.1%
Best Month	+4.9%
Worst Month	-4.7%
Positive Months	+60.3%
Annualised Volatility ²	+5.4%

¹ Measures the worst investment period

² Measured by standard deviation of annual returns

Source: Lipper **Past performance is not a guide to future performance**

FUND INFORMATION

A copy of the latest Prospectus (in English) and the KIIDs / KIDs for each class (in English and German) upon which you should base your investment decision, is available from Link Fund Administrators (Ireland) Ltd, the Fund's Administrator and Registrar (Authorised and Regulated by the Central Bank of Ireland) on (+353) 1 400 5300.

Structure	
Sub-fund of Trojan Funds (Ireland) plc UCITS authorised by the Central Bank of Ireland	
Investment Manager	
Troy Asset Management Limited 33 Davies Street London W1K 4BP Tel: +44 (0)20 7499 4030 Fax: +44 (0)20 7491 2445 email: busdev@tam.l.co.uk	
Fund Manager	Sebastian Lyon
Assistant Fund Manager	Charlotte Yonge
Currency	£ Sterling, \$ US Dollar*, *Hedged shareclass € Euro*, \$ SGD*
Launch Date	13 February 2012
Administrator	
Link Fund Administrators (Ireland) Limited Tel: (+353) 1 400 5300	

Dividend Ex Dates	
1 August (interim), 1 February (final)	
Dividend Pay Dates	
30 September (interim) 31 March (final)	
Historic Dividend Yield	
('O' Inc shares)	0.11%
Benchmarks	
For more information on the benchmarks used please refer to the 'use of benchmarks' section in the fund information sheet, available from our website .	
Registrar	
Link Fund Administrators (Ireland) Limited	
Auditor	
Grant Thornton	
Depository	
The Bank of New York Mellon SA/NV, Dublin branch	

Dealing	
Daily at 11am (UK) Tel: (+353) 1 400 5300	
Minimum Investment £ Sterling, \$ US Dollar, € Euro, \$ SGD 250,000 <small>(An initial charge of 5% applies, which may be waived)</small>	
Bloomberg	
TROITOA_ID (O GBP Acc), TROITOI_ID (O GBP Inc)	
ISINs	
IE00B6127M75 (GBP O Inc), IE00B757JT68 (GBP O Acc) IE00B65BBX64 (USD O Inc), IE00B7483W12 (USD O Acc) IE00B54VKZ87 (EUR O Inc), IE00B6T42S66 (EUR O Acc) IE00BGM16B55 (SGD O Inc), IE00BGM16C62 (SGD O Acc)	
Ongoing Charges	
'O' (ordinary) shares: 1.09%	

TOP 10 HOLDINGS (EXCLUDING GOVERNMENT BONDS)

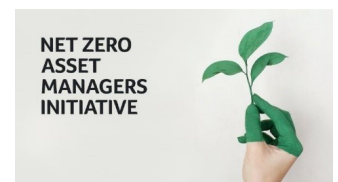
iShares Physical Gold	6.2%
Invesco Physical Gold	5.1%
Unilever	3.7%
Visa	3.1%
Nestlé	3.0%
Microsoft	2.3%
Diageo	2.3%
Alphabet	1.9%
Becton Dickinson	1.8%
Procter & Gamble	1.7%
Total Top 10	31.1%
8 Other Equity Holdings	6.2%
US TIPS	36.0%
Short-dated Gilts	10.9%
Short-dated US Treasuries	10.4%
UK Index-Linked	3.3%
Cash	2.1%
TOTAL	100.0%

Source: Factset, holdings subject to change.

FUND MANAGER AWARDS



RESPONSIBLE INVESTMENT





Important Information

Please refer to Troy's Glossary of Investment terms [here](#). Fund performance data provided is calculated net of fees with income reinvested unless stated otherwise. All performance and income data is in relation to the stated share class, performance of other share classes may differ. Past performance is not a guide to future performance. Overseas investments may be affected by movements in currency exchange rates. The value of an investment and any income from it may fall as well as rise and investors may get back less than they invested. The historic dividend yield reflects distributions declared over the past twelve months as a percentage of the fund's price, as at the date shown. The yield is not guaranteed and will fluctuate. It does not include any preliminary charge and investors may be subject to tax on their distributions. The UK Retail Prices Index (RPI) is a target benchmark for the fund as the Fund aims to achieve a return (the money made or lost on an investment) that is above the rate of inflation, reference to other benchmarks are for comparative purposes only. Tax legislation and the levels of relief from taxation can change at any time. Any change in the tax status of a Fund or in tax legislation could affect the value of the investments held by the Fund or its ability to provide returns to its investors. The tax treatment of an investment, and any dividends received, will depend on the individual circumstances of the investor and may be subject to change in the future. There is no guarantee that the objective of the investments will be met. The Fund may use currency forward derivatives for the purpose of efficient portfolio management. The UK RPI figures shown are a combination of the actual rate of RPI, as calculated by the Office of National Statistics, and estimates for the previous month. This is a marketing communication.

Neither the views nor the information contained within this document constitute investment advice or an offer to invest or to provide discretionary investment management services and should not be used as the basis of any investment decision. Any decision to invest should be based on information contained in the prospectus, the relevant key investor information document and the latest report and accounts. The investment policy and process of the Fund(s) may not be suitable for all investors. If you are in any doubt about whether the fund(s) is/ are suitable for you, please contact a professional adviser. References to specific securities are included for the purposes of illustration only and should not be construed as a recommendation to buy or sell these securities. Although Troy Asset Management Limited considers the information included in this document to be reliable, no warranty is given as to its accuracy or completeness. The opinions expressed are expressed at the date of this document and, whilst the opinions stated are honestly held, they are not guarantees and should not be relied upon and may be subject to change without notice. Third party data is provided without warranty or liability and may belong to a third party. In line with the Fund's prospectus, the Fund is authorised to invest in transferable securities and money market instruments issued or guaranteed by an EEA state, one or more local authorities, a third country, or a public international body to which one or more EEA states belong. The Investment Manager would only consider investing more than 35% of the Fund's assets in UK or US government issued transferable securities or approved money market instruments.

This document relates to one or more sub-funds of Trojan Funds (Ireland) plc (the "Funds"). Trojan Funds (Ireland) plc is authorised in Ireland by the Central Bank of Ireland and is a scheme recognised by the UK Financial Conduct Authority (FCA). Trojan Fund (Ireland) and Trojan Income Fund (Ireland) are registered for distribution in Austria (certain share classes only), Germany (certain share classes only), Ireland, Italy (for institutional investors only), Singapore (for institutional investors only), Spain (certain share classes only), Switzerland and the UK. Trojan Fund (Ireland) is also registered in Portugal (certain share classes only). Trojan Ethical Fund (Ireland) is registered for distribution in Ireland, Singapore (for institutional investors only), Spain (certain share classes only), Switzerland and the UK. Trojan Global Income Fund (Ireland) is registered for distribution in Ireland, Spain (certain share classes only), Switzerland and the UK. For further information on the relevant share classes please contact the Administrator, Link Fund Administrators (Ireland) Limited. The Funds are not marketed in other jurisdictions except in reliance on relevant exemptions. Investors in Germany, Austria, Italy, Spain and Portugal may obtain a copy of the prospectus, relevant key investor document(s), memorandum and articles of association and financial statements in English (with the exception of the relevant key information document(s) which are also available in German, Austrian, Italian, Spanish and Portuguese) free of charge from www.fundinfo.com and/or the facilities agent. The Funds' facilities agent in Germany, Italy, Spain and Portugal is Zeidler Legal Process Outsourcing Ltd, South Point, Herbert House, Harmony Row, Dublin 2, Ireland. The Funds' facilities agent in Austria is Erste Bank der oesterreichischen Sparkassen AG, Am Belvedere 1, 1100 Vienna, Austria. Investors in Switzerland can obtain a copy of the prospectus, the key investor information documents or, as the case may be, the key information documents for Switzerland, the memorandum and articles of association, the latest annual and semi-annual report, and further information free of charge from the representative in Switzerland: Carnegie Fund Services S.A., 11, rue du Général-Dufour, CH-1204 Geneva, Switzerland, web: www.carnegie-fund-services.ch. The Swiss paying agent is: Banque Cantonale de Genève, 17, quai de l'Île, CH 1204 Geneva, Switzerland. The latest share prices can be found on www.fundinfo.com. The offering of Shares has not been and will not be notified to the Belgian Financial Services and Markets Authority (Autoriteit voor Financiële Diensten en Markten/Autorité des Services et Marchés Financiers). The Shares may be offered in Belgium only to a maximum of 149 investors or to investors investing a minimum of €250,000 or to professional or institutional investors, in reliance on Article 5 of the Belgian Law of 3 August 2012. This document may be distributed in Belgium only to such investors for their personal use and exclusively for the purposes of information. Accordingly, this document may neither be used for any other purpose nor passed on to any other person in Belgium. The offer or invitation to subscribe for or purchase shares in Singapore is an exempt offer made only: (i) to "institutional investors" (as defined in the Securities and Futures Act, pursuant to Section 304 of the Securities and Futures Act, Chapter 289 of Singapore, as amended or modified (the "SFA"); (ii) to "relevant persons" (as defined in Section 305(5) of the SFA) pursuant to Section 305(1) of the SFA, and where applicable, the conditions specified in Regulation 3 of the Securities and Futures (Classes of Investors) Regulations 2018; (iii) to persons who meet the requirements of an offer made pursuant to Section 305(2) of the SFA; or (iv) pursuant to, and in accordance with the conditions of, any other applicable exemption provisions of the SFA. Waystone Management Company (IE) Limited, as UCITS Management Company, has the right to terminate the arrangements made for the marketing of the Funds in accordance with the UCITS Directive. A summary of investor rights, including information on access to collective mechanisms at EU level and national level, can be obtained from [here](#) in English.

All references to FTSE indices or data used in this presentation is © FTSE International Limited ("FTSE") 2023. 'FTSE®' is a trade mark of the London Stock Exchange Group companies and is used by FTSE under licence. This document relates to one or more sub-funds of Trojan Funds (Ireland) plc (the "Funds"). Issued by Troy Asset Management Limited (registered in England & Wales No. 3930846). Registered office: 33 Davies Street, London W1K 4BP. Authorised and regulated by the Financial Conduct Authority (FRN: 195764) and registered with the U.S. Securities and Exchange Commission ("SEC") as an Investment Adviser (CRD: 319174). Registration with the SEC does not imply a certain level of skill or training. Any fund described in this document is neither available nor offered in the USA or to U.S. Persons.

© Troy Asset Management Limited 2023